

Elementary Science

Class Five




National Curriculum and Textbook Board, Bangladesh

Prescribed by the National Curriculum and Textbook Board
as a textbook for class five from the academic year 2013

Elementary Science

Class Five

Revised edition for academic year 2025



NATIONAL CURRICULUM AND TEXTBOOK BOARD, BANGLADESH

Published by
National Curriculum & Textbook Board
69-70, Motijheel Commercial Area, Dhaka 1000

[All rights reserved by the publisher]

Writers and Editors

Dr. Ali Asgar
Dr. Md. Anwarul Huque
Quazi Afroz Jahanara
Mohammad Nure Alam Siddique

Art Editor

Hashem Khan

First Edition : August 2012
Revised Edition : August 2015
Revised Edition : October 2024

Design

National Curriculum and Textbook Board, Bangladesh

For free distribution under PEDP-4 of Ministry of Primary and Mass Education
by the Government of the People's Republic of Bangladesh

Printed by:

Preface

Primary level constructs the foundation of education. A set of well-defined targets and properly planned primary education provide strengths to the entire education system. Keeping this in mind, the primary level has been given supreme importance in the Education Policy 2010. Increasing the span and inclusiveness of the primary level, as the developed countries of the world, have been emphasised. Special attention has been given to ensure that no child's access to education is hindered by social and economic status, religion, ethnicity, or gender identity.

The National Curriculum and Textbook Board (NCTB) has implemented an integrated curriculum to update primary education. While this curriculum trails the pedagogy and the curriculum of developed countries, it also adopts traditional teaching-learning values of Bangladesh at the same time. This has enabled the education to be more life-oriented and productive. In the context of globalisation, the mental health of the children has also been specially considered in this curriculum.

Textbook is the most important component of curriculum implementation. NCTB has always borne that in mind while designing textbooks for all levels and classes including primary level. Curriculum goals and objectives have been prioritised in the writing and editing of each book. A keen eye has been kept on the diverse curiosity and capacity of the child's mind. Special importance has been given in designing the curriculum and textbooks to make teaching-learning interactive and enjoyable. It is hoped that each book will help in the balanced psycho-physical development of children through educational activities. It will support in acquiring the required skills, adaptability, patriotism and moral values at the same time.

The textbook Elementary Science has been designed as a compulsory subject at the primary level. It includes necessary explanations, images, and examples to present scientific topics in a simple and engaging way. Special emphasis is placed on integrating science and technology to foster human resources capable of leading the Fourth Industrial Revolution. Additionally, the textbook prioritizes two main aspects of science education: acquisition of information-rich knowledge and participation through asking questions, experimenting and verifying data and theories.

Special thanks to the specialists and teachers who worked intensively in writing, editing and revising the textbook. Thanks to those also who have made the textbook attractive to children through its design and illustration. This textbook, written under the curriculum 2012, has been revised to address the need in the changed context of 2024. Due to time constraints, some errors may still exist. Any constructive advice and guidance from the audience will be considered with due importance.

At the end, I wish every success of the learners for whom the book has been produced.

October 2024

Professor Dr. A K M Reazul Hassan
Chairman
National Curriculum & Textbook Board, Bangladesh

Major Features of the Revised Primary Science Textbooks

(1) User-friendly

- (2)** Learning contents, illustrations and text presentations are developed considering the developmental stage of pupils, which emphasise mainly on the conceptual development rather than rote learning.
- (3)** Enquiring of pupils' prior knowledge and experience are tried to address in the lesson.
- (4) Grade appropriate simple texts and child friendly description.
- (5) Clear titles, subtitles, and large number of illustrations and photographs.
- (6) Abstract things of science are portrayed with pictures/photographs as well as proper description.
- (7) Introduction of characters and symbols to make lesson easy-to-understand & attractive for the children.
- (8) New scientific terminologies used in each chapter are highlighted with coloured and bold letters.
- (9) Addition of glossary at the end of the textbook.

(2) Emphasis on problem-solving based learning

- (3)** The key questions highlighted as the core points of teaching learning in each lesson.
- (4) Experiment related alternative equipment/teaching aids are suggested.
- (5) Basic layout of the textbook follows the sequence of problem solving approach.
- (6) Learning activities aimed at the acquisition of scientific process skills necessary for children to solve the problem.

(3) Planned activities and experimentation

- (4) Introduction of a variety of experiments, demonstration, observation and investigation activities to promote scientific attitude.
- (5) Introduction of the discussion activities to foster communication skills, expression ability and positive attitude of the pupils.
- (6) Teaching aids are suggested in consideration with the relevance of the lesson outcomes and the availability.

CONTENTS

Chapter	Topics	Page
Chapter 1	Our Environment	2-8
Chapter 2	Environmental Pollution	9-14
Chapter 3	Water for Life	15-24
Chapter 4	Air	25-29
Chapter 5	Energy and Matter	30-40
Chapter 6	Food for Good Health	41-46
Chapter 7	Healthy Lifestyle	47-51
Chapter 8	The Universe	52-61
Chapter 9	Technology in Our Life	62-67
Chapter 10	Information in Our Life	68-72
Chapter 11	Weather and Climate	73-80
Chapter 12	Climate Change	81-88
Chapter 13	Natural Resources	89-92
Chapter 14	Population and Natural Environment	93-97
	Glossary	98-101

Characters and Symbols

1) Characters



Jui



Dipu

Jui and **Dipu** will give you some tips or clues about your learning. Let's learn science together!

2) Symbols



Activity: Let's observe, investigate and experiment!



Discussion: Let's discuss with classmates!



Caution: Let's pay careful attention to remain safe!

Our Environment

1. Relationship between Living and Non-living Things

All the things in the environment can be classified into living and non-living things. People, animals and plants are living things. Soil, water, air, cars, chairs etc. are non-living things.



relationship between living and non-living things

QUESTION : How do living things depend on non-living things?



Activity : Needs of living things for survival

What to Do:

1. Make a table like the one shown below.

living things	non-living things needed to survive
human	
other animals	
plants	

2. Make a list of non-living things that living things need for survival in the table.
3. Share your ideas with your classmates.



Are sunlight and air non-living things, or not?

Plants need sunlight, air, and so on to make food.



Summary

Human


Human beings depend on non-living things. They need air to breathe, water to drink, and food to get nutrition for survival. They also use soil for growing crops and land to build their shelter. However, human beings need shelter, furniture, clothes, appliance etc. to live.



Human beings depend on non-living things in their life.

Other Animals

Other animals also depend on non-living things for survival. Animals need air, water, and food to live. They use soil and water as habitat. Some animals like insects or earthworms live in soil, some such as fish or prawn live in water.



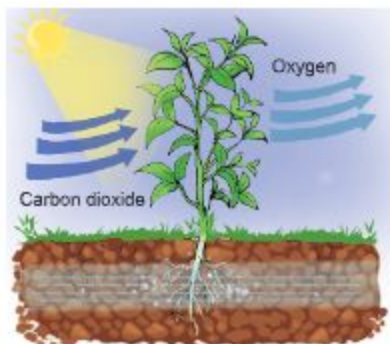
animals in water



animals in soil

Plants

Plants depend on non-living things to survive in their own environment. Such as soil, water, air etc. Plants also depend on sunlight. Plants use sunlight, water and carbon dioxide from the air to make their own food. Plants such as water lily and water hyacinth also use water as **habitat**.



Plants depend on non-living things.

Living things depend on non-living things for survival in the environment. All living and non-living things that exist and interact in one place is called an **ecosystem**.

2. Mutual Dependence between Plants and Animals

QUESTION : How do plants and animals depend on each other?



Activity : Mutual Dependence

What to Do :

1. Make a table like the one shown below.

living things	how they depend on each other?
Plants	
Animals	

2. See the picture below and make a list of how plants and animals depend on each other in the table.
3. Share your idea with your classmates.



Summary

Plants and animals depend on each other in the environment.

Animals

Animals depend on plants in many ways. Animals use the oxygen released during food preparation by plants. Animals eat various parts of plants such as stems, leaves, fruits to get energy. Plants are also used as shelter by the animals. Several animals like monkey, squirrel and insects use plants for their shelters. Birds make their nests on trees. Human beings also use plants to make their houses.

Plants

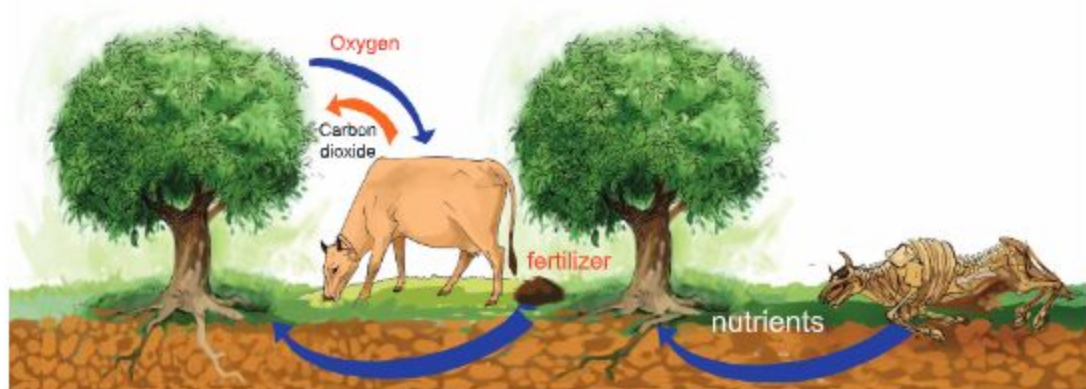
Plants depend on animals for growth, making food, **pollination**, and **seed dispersal**. Plants use the carbon dioxide given off by animals to make food. Plants depend on animals for nutrients too. When animals die, the remains become fertilisers in the soil. Plants use the fertilisers as nutrition to grow. Through pollination plants make seeds.



pollination

New plants grow from these seeds. Animals such as birds, bees help plants in their pollination. **Seed dispersal** means the transport of seeds away from the **parent plant**. Seed dispersal helps plants to create new colonies.

Like this, plants and animals depend on each other in the environment.



mutual dependence between plants and animals

3. Energy Flow

Living things need energy for survival. Plants get energy from the Sun. Animals get energy from food.

QUESTION : How do animals depend on other living things to get energy?



Activity : Food and Consumer

What to Do :

1. Make a table like the one shown below.

Relationship of living things between 'Eat' and 'Be eaten'			
eaten by →	eaten by →	eaten by →	eaten by →

2. Observe the picture below, write the name of the living things in order of the living thing eaten by another living thing in the table.
3. Share your ideas with your classmates.



Summary

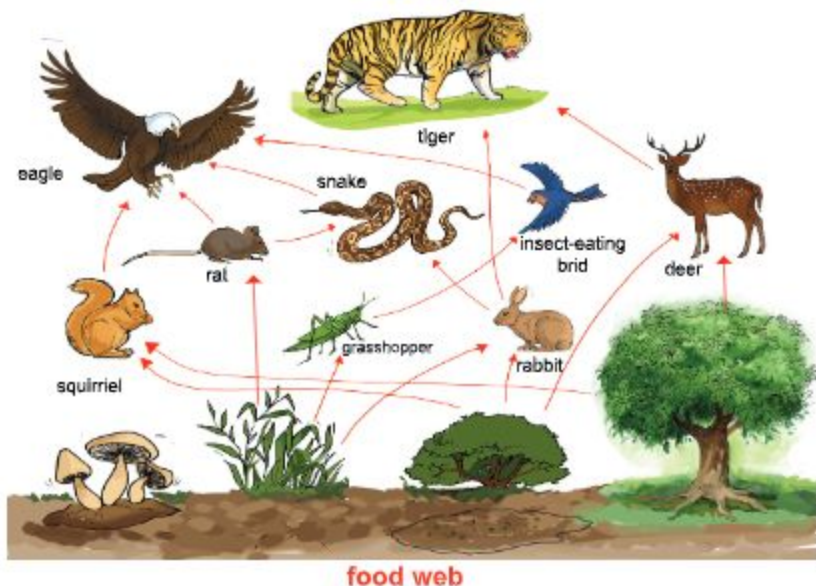
Food Chain

All animals directly or indirectly depend on plants for their energy. A plant produces its own food using the energy of the sunlight. An insect eats the plant, and a frog eats the insect. In the same process the frog is eaten by a snake, and then the snake is eaten by an eagle. Like this, energy is passed from plants to animals. The sequence of food energy in an ecosystem from plants to animals is called **food chain**. The food chain begins with the green plants.



Food Web

In any ecosystem, there are many food chains. All the plants and animals are part of several food chains. For example, a hawk may eat a mouse, a squirrel, a frog or some other animals. The snake may eat a rabbit, a rat, or some other animals. Several food chains connected together make a **food web**.



EXERCISES**1. Put a tick mark (✓) on the correct answer.**

- 1) Which one is an original source of energy?
 - a. plants
 - b. the Sun
 - c. the Moon
 - d. animals
- 2) For which one do animals depend on plants?
 - a. light
 - b. water
 - c. food
 - d. air
- 3) Which one is the correct food chain?
 - a. grasshopper → grasses → snake → frog
 - b. frog → grasshopper → grasses → snake
 - c. snake → grasshopper → grasses → frog
 - d. grasses → grasshopper → frog → snake

2. Short Answer Question:

- 1) What are the differences between food chain and food web?
- 2) How do plants depend on animals?
- 3) Give three examples of non-living things that human depend on.
- 4) What is pollination?

3. Descriptive Answer Question:

- 1) Explain how snakes and eagles are similar in a food chain.
- 2) Describe the correct sequence of food chain that has the following things:
Eagle, Sun, grasses, insects, snake, frog
- 3) Explain how living things depend on air.
- 4) Explain why seed dispersal is important for plants.
- 5) A plant inside your room appears to be dying. Your friend suggests that you must move the plant at the window. Why?

Environmental Pollution

We depend on environment in various ways to survive. As a result, different changes occur in the environment. When the changes are harmful to living things, we call it environment pollution. Environmental pollution is the addition of harmful or toxic materials into the environment.

1. Pollution in our Environment

QUESTION : What causes environmental pollution?



Activity : Pollution of our surrounding environment

What to Do :

1. Copy the observation sheet like the one shown below in your notebook.

Observation Sheet	
Observing site: _____	Observation date: _____
<p>Let's sketch the pollution you found</p> <div style="border: 1px solid black; height: 200px; width: 100%;"></div>	

2. Go around of the classroom with your notebook and find the pollution around.
3. Sketch the observations in the observation sheet.
4. Share your ideas with your classmates.



Discussion

◆ Think about the following points:

1. What kinds of pollution are there around us?
2. What are the causes of the pollution?
3. Share your ideas with your classmates.

Summary

One of the great problems that the world is facing today is environmental pollution.

Causes and Sources of Environmental Pollution

Industrialisation is one of the main causes of pollution. Industrialization sets in motion the widespread use of **fossil fuels** such as oil, gas, and coal. Use of these are now the main sources of pollution. Population growth is also the root cause of pollution. To meet their need such as food, shelter or natural resources, people are destroying environment. Human activities cause most of the environmental pollution.



environmental pollution

Effects of Environmental Pollution

Pollution is causing a lot of damage to human, animal, and the environment. Pollution causes different diseases such as cancer, respiratory diseases, waterborne diseases, and skin problems. Effects of pollution on animals are the destruction of their habitats and food chains. As a result many animals get extinct. Average temperature of the Earth is also increasing. Many glaciers continue to melt result in sea level rise.



Global warming causes melting of glacier.

2. Types of Environmental Pollution

There are different types of pollution namely air, water, soil and noise pollution.

(1) Air pollution

Air pollution is the addition of harmful gases, dust particles, smoke or odour into the air. Smoke emitted from vehicles and industries is one of the main causes of air pollution. Smoke emitted from fire wood and garbage also cause air pollution. Throwing garbage or urinating anywhere causes the foul odour in the air. Air pollution can have negative effects on the environment such as global warming and acid rain. It can also make people sick with lung cancer, respiratory diseases etc.



cause of air pollution



effect of acid rain

(2) Water pollution

Water is polluted when different types of harmful materials get mixed with it. Water is polluted by sewage, household waste and medical waste. Chemical fertilizers and pesticides used in farmlands get mixed with water and pollute it. Water is also polluted by harmful waste materials from factories. Additionally, water is polluted by dumping garbage and waste into water and washing clothes in ponds or rivers etc. This pollution can lead to the death of aquatic animals and disrupt aquatic food chains in water. Humans can also suffer from waterborne diseases like diarrhoea or cholera, as well as skin diseases because of water pollution.



cause of water pollution



effect of water pollution

(3) Soil pollution

Soil pollution is the contamination of soil with harmful things. Soil contamination is caused by the use of pesticides and fertilisers in agriculture, non-degradable waste disposal from household and hospital, and leakage of chemicals or oils from factories. Effects of soil pollution are decreased soil fertility, death of plants and animals, and destruction of their habitats. Soil pollution has negative effects on human health too. People may get sick with various diseases including cancer by taking those foods grown in polluted soil.




cause of soil pollution



cause of noise pollution

(4) Noise pollution

Noise pollution harms the health and well being of human and animal life. People causing noise pollution by unnecessary use of horns, playing music in high volume and use of loud speakers or mikes. Using big machinery in industries also causes noise pollution.



car horns cause noise pollution

Noise pollution has severe mental and physical effect on human health. Depression, hearing loss, sleep disruption, and loss of productivity are caused by noise pollution. We can prevent noise pollution by stopping the frequent use of horns, and turning the volume down.



Discussion

1. Make a table like the one shown below.

types of pollution	causes	effects
air pollution		
water pollution		
soil pollution		
noise pollution		

2. Write down the causes and effects of the pollution in the table.
3. Share your ideas with your classmates.

3. Conservation of Our Environment

Environmental conservation is the sustainable and wise use and protection of natural environment.

QUESTION : How can we help conserve the environment?



Activity : Good practices for environmental conservation

What to Do :

1. Make a table like the one shown below.

What can we do?

2. Make a list of how to conserve the environment in the table.
3. Share your ideas with your classmates.

Summary

By reducing the use of electricity or fossil fuel we can help conserve the environment. Turning off the lights after finishing the work, walking or riding a bicycle instead of using a car also can help preserve natural resources. Following 3R's, like reducing the use of natural resources, reusing or recycling we can help conserving nature. Oils, chemicals and industrial garbage should go through treatment before throwing off into the environment. We should not throw trash into rivers and lakes, or on land. We can conserve our environment by dumping garbage in the dustbin and planting trees. Raising public awareness is one of the best ways to conserve our environment.



walking or riding bycycle



planting trees

EXERCISES**1. Put a tick mark (✓) on the correct answer.**

- 1) Which one mostly causes air pollution?
 - a. use of pesticide
 - b. smoke from industries
 - c. playing loud music
 - d. leakage of chemicals
- 2) What is the effect of water pollution?
 - a. loss of hearing
 - b. sleep disruption
 - c. diarrhoea
 - d. decreased soil fertility
- 3) Which one is the cause of soil pollution?
 - a. global warming
 - b. use of machines in agriculture
 - c. use of pesticides
 - d. decreased soil fertility
- 4) Which one is a good practice for environmental conservation?
 - a. using non-renewable energy
 - b. using cars
 - c. using fossil fuel
 - d. recycling

2. Short Answer Questions

- 1) What is environmental pollution?
- 2) What are the effects of air pollution?
- 3) Write down the ways of environmental pollution.
- 4) What are the sources of environmental pollution?
- 5) Write the five ways of environmental conservation.

3. Descriptive Answer questions.

- 1) Explain the harmful effects of environmental pollution.
- 2) What is noise pollution? what is the harmful impact of noise pollution.
- 3) What is environmental conservation? How can we conserve our environment?
- 4) Explain the negative impacts of soil pollution on human health.
- 5) Why does population growth cause environmental pollution?
- 6) How are soil pollution and water pollution alike?

Water for Life

We are surrounded by water. We get water from natural sources such as rainfall, river, sea etc. We also get water from man-made sources such as lake, pond, well, tubewell etc. We cannot survive without water. That's why the other name of water is life.



natural source of water



man-made source of water

1. Water for Plants and Animals

QUESTION : Why do plants and animals need water?



Activity :

Use of water

What to Do:

1. Make a table like the one shown below.

	how do they use water
plants	
animals	

2. Make a list of how plants and animals use water for their life in the table.
3. Share your ideas with your classmates.



Animals drink water, but plants do not drink it. How do plants use water?

Animals use water not only for drinking but also for other purposes. Do you remember?

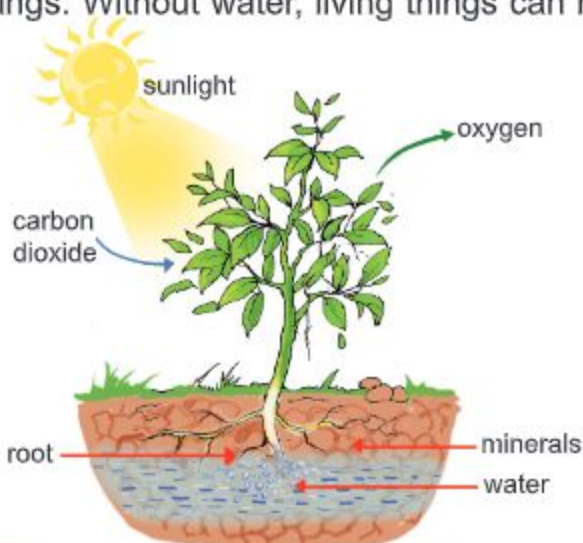


Summary

Water is essential for living things. Without water, living things can not survive.

Plants

Plants need water to survive. About 90% of the plant's body are filled with water. Plants also use water to make their food. They absorb essential nutrients from the soil with the help of water through their roots. Additionally, plants need water to transport nutrients to the stems and other parts. Water also helps keep plants fresh in extreme heat.



Plants use water for making food and other purposes.

Animals

Animals also need water to survive. The human body is made up of about 60-70% of water. No animal can survive without water. When we eat food, water helps to **digest it**. Water helps to carry nutrients to all parts of the body. It also helps the body to absorb the nutrients. Water is essential to maintain the proper temperature of our body.



We need water to survive.

2. Water Cycle

(1) Changing State of Water

Have we ever seen the drops of water on the surface of grasses in the morning? Where do the droplets come from?



Can you guess where the water droplets come from?



water droplets on the surface of grasses



QUESTION : How are the water droplets formed?



Activity : water droplets on the glass

What to Do :

1. Take two clean glasses, water, and ice cubes.
2. Make a chart like the one shown below.

A. room temperature water	B. water with ice cubes
	

3. Pour room temperature water into two glasses, and then put ice cubes in one glass.



Glass A

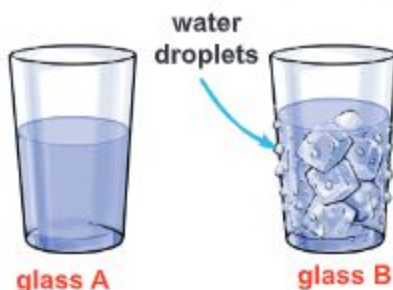


Glass B

4. After a while, observe the surface of two glasses and write your observation in the chart.
5. Share your ideas with your classmates.

Result

We found the droplets of water on the surface of glass **B**. On the other hand, the droplets were not found on the surface of glass **A**.



Discussion

◆ Think about the following points based on the result

1. What is the difference between two glasses?
2. Can you guess where the droplets come from? How?

Summary

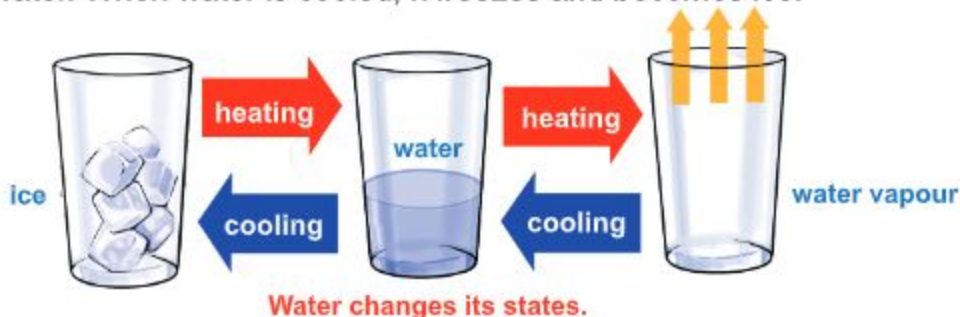
The drops of water that form on cool surfaces such as grass and leaves at night are called **dew**. When the air comes into contact with some cold surface, water vapour in the air forms into water drops on the cold surface.

Water vapour in the air is changed into water by cooling. The change of state from a gas to liquid is called **condensation**. When water is heated, it changes into water vapour. The change of state from a liquid to a gas is called **evaporation**.

The state of water is changed due to heating and cooling. When ice is heated, it changes into water. When heat is added to water, it evaporates and changes into water vapour. When water vapour is cooled, it condenses to form water. When water is cooled, it freezes and becomes ice.




dew on the spider web



(2) What is Water Cycle?

After rain, there is a puddle on the ground. After a short time, the puddle of water disappears.

Where has the water gone?



Can we guess where the puddle of water has gone?



QUESTION : Where does water go and come from?



Activity : Water in the air

What to Do :

1. Prepare a clear plastic bag, and a vessel filled with ice water.
2. Make a chart like the one shown below.

what we observed inside of the bag

3. Fill the plastic bag with air and close the bag opening strongly tight.
4. Put the bag into the bowl for a while, and then take it out from the bowl.
5. Guess what changes may happen inside the bag.
6. Observe the inner side of the bag and sketch your observation in the chart.
7. Share your ideas with your classmates.





Discussion

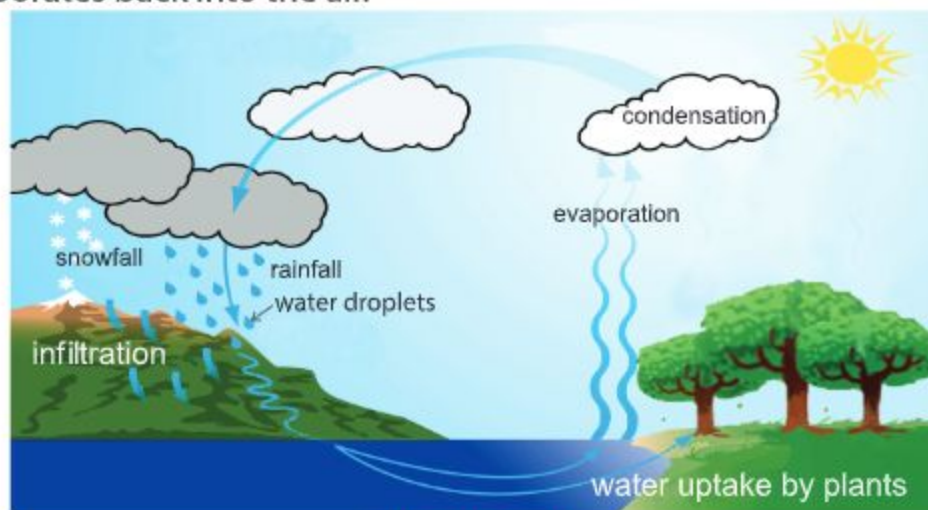
◆ Think about the following points based on your observation

1. What happened to the inner side of the bag? Why?
3. Can we guess what the air contains?

Summary

We have already known from the experiment that there is water vapour in air. One-fourth of the Earth's surface is land and three-fourths is water. Most of this water evaporates due to the heat of the Sun and get mixed with the air. This means that the water changes its state from liquid to vapour.

The process by which water moves all around the Earth's surface and atmosphere as it changes state and returns to its source is called the water cycle. The state of water is always changing through this cycle. Water in oceans and rivers evaporates and becomes water vapour. As water vapour rises in the air, it cools and condenses into droplets. These tiny droplets accumulate and form clouds. Large water droplets fall back to Earth as rainfall. In cold countries snow also fall from cloud to Earth. Water from the rainfall either is absorbed into the ground or runs off into rivers. Water absorbed into the ground is stored as groundwater. Water that runs off into rivers flows to seas where it evaporates back into the air.



the water cycle

3. Water Pollution

Water pollution is the addition of harmful substances to water. Water pollution is harmful for living things.

The Causes of Water Pollution

Human activities are the prime causes of water pollution. Water is polluted by insecticide used in agriculture, chemical materials from factories, waste from households. Besides, bathing cattle and washing clothes in the river or pond also cause water pollution. Water is also polluted by throwing polythene and plastic materials into it.



water pollution



picking up trash helps clean water.

Effects of Water Pollution

Water pollution causes death of aquatic animals and disruption of the aquatic food chain. Humans are also affected by water pollution. By drinking polluted water, people are affected by waterborne diseases such as typhoid, diarrhoea or cholera.

How to Prevent Water Pollution

We can prevent water pollution by reducing the use of pesticides and chemical fertilizers in agriculture. We should not throw chemicals and oils down the sink drain or the toilet. We should not throw trash into ponds, rivers, lakes or seas. Picking up trash at the beach, river or canal helps keeping water clean.



Discussion

◆ How can we prevent water pollution?

1. Make a list of what we should do to prevent water pollution in the exercise book.
2. Share your idea with your classmates.

4. Safe Water

The safe water is necessary not only for plants and animals but also for people to stay healthy.


QUESTION : How can we get safe water?



Activity : Simple water filter

What to Do :

1. Manage enough dirty water collected from pond or river, a plastic bottle, a thin cloth, sand, large gravel or small rocks, and clear glass.
2. Make a chart like the one shown below.

before filtering	after filtering
	

3. Observe the dirty water and sketch your observation in the left column of the chart.
4. Make a water filter as shown in the picture right.
5. Set up the filter, and pour the dirty water into the filter.
6. Observe the water that passed through the filter, and sketch it in the right column of the chart.
7. Share your idea with your classmates.



Be careful not to cut your hands at the edge of pet bottle funnels.

Summary

The safe water is the water that will not harm people. Some fresh water is safe to drink for people such as water from tubewell. Some fresh water is not safe for people, such as water from ponds and rivers. So, it is important to purify water before we drink and use it for cooking. **Water purification** is a treatment of water to make it safe and acceptable for human use.



clean but unsafe fresh water

The following shows the ways to get safe water from unsafe fresh water.

Filtration

Filtration is the process of filtering water with filter. Water may be cleaned by filtration through a thin cloth or filter. Though we get clean water in this way, it is not free from germs. The filtered water needs to be boiled to make it free from germs.

Sedimentation

Pour water from pond or river into a pitcher, and leave it for a while. We will see some particles settled at the bottom of the pitcher. The water in the upper part of the pitcher is clean. A water treatment process to remove suspended particles such as mud and sand from water is called **sedimentation**.

Boiling

Boiling is one of good ways to make it free from germs. Water should be boiled in a sealed pot to kill the germs for more than twenty minutes.

Purifying Water with Chemicals

Sometimes due to floods or tidal bores, it is not possible to boil water. In such situations, we can purify the water by using prescribed amount of some chemicals such as alum, bleaching powder, and water purifying tablet. However, we should remember that arsenic contaminated water can not be purified by these treatments.



process of filtration

EXERCISES**1. Put a tick (✓) mark on the correct answer.**

- 1) What do plants use to absorb nutrients?
 - a. water
 - b. soil
 - c. light
 - d. air
- 2) Which one is the source of water pollution?
 - a. smoke
 - b. harmful gas
 - c. using horn
 - d. sewage
- 3) What is the good way to remove suspended particles like mud, sand etc. from water?
 - a. filtration
 - b. sedimentation
 - c. boiling
 - d. condensation

2. Short Answered Questions:

- 1) What is the water cycle?
- 2) Give three examples of how we can help prevent water pollution.
- 3) Give four ways to get safe water from unsafe fresh water.
- 4) After rain, there is a puddle on the ground. After a short time, the puddle of water disappears. Where has the water gone?
- 5) What are the three states of water?

3. Descriptive Questions:

- 1) Explain why the surface of the glass with ice water gets wet.
- 2) Explain the process of water cycle.
- 3) Why do animals need water?
- 4) How can we explain that water is in the air?
- 5) How can we get safe water from pond's water?
- 6) Why are dew and water droplets on the surface of a glass with ice water alike?

Air is important for living things. Without air, living things can not survive. Plants use carbon dioxide from air to make food. Again animals need oxygen from the air to breathe.

1. Air in Daily Life

People need air to survive. People also use air in many ways for their daily life.

QUESTION : How do people use air in daily life?

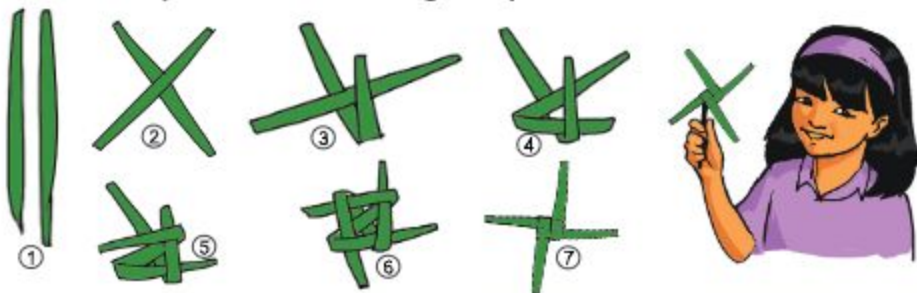


Activity :

How does wind work?

What to Do:

1. Prepare palm or coconut leaves, and a pin.
2. Make a pinwheel following the pictures below.



3. Put the wheel on the tip of a pin and hold it against the wind.
4. Observe what happens to the wheel.
5. Share your idea with your classmates.



Discussion

◆ Think about the following points based on your observation.

1. What happened to the wheel?
2. Can you guess what wind can do?
3. Make a list of uses of wind in daily life in the table.

use of wind in daily life

Summary

People use air for their daily life in many ways.

Use of Wind

From the activity above we have observed that wind can move wheels. Wind is used to move big wheels or blades of turbine to produce electricity. People also use wind in their daily life. People use wind from a hand fan or electric fan to cool themselves. A sailboat uses wind to travel across the river. Wind is used to dry wet clothes because it can take away water from something wet quickly. We hang out wet clothes in open place to dry them with the wind. We use a dryer to dry wet hair.

Use of Air

People use air to inflate something such as footballs, tyres of cars, bicycles and rickshaws. People also use the elements of air in different ways. Patients with breathing problems, divers, and alpinists are given oxygen from oxygen cylinder. People use nitrogen to make fertilisers called urea, and to preserve foods such as fish, meat, and chips in tins or packages. Carbon dioxide is used in soft drinks such as sodas to give it a fizz, and in fire extinguishers to put out fire. Thus air plays a vital role in our daily life.



drying wet hair using a dryer



drying wet clothes outside



use of oxygen in cylinder



use of carbon dioxide

2. Air Pollution

We often hear that air is being polluted. What makes air polluted? Why it is important to prevent air pollution? How can we help keeping air clean?

QUESTION : What are the causes and effects of air pollution?



Activity : Cause and effect of air pollution

What to Do:

1. Make a table like the one shown below.

causes of air pollution	effects of air pollution

2. Make a list of the cause and effects of air pollution in the table.
3. Share your ideas with your classmates.

Summary

Air pollution is the introduction of unwanted chemicals, gasses, dust particles, smoke or odour into the air. It causes harm to living things and damage the natural environment.

Causes of Air Pollution

Human activity is a major cause of air pollution, especially the burning of fossil fuels. It releases different types of gasses into the air. Those gasses come from factories, cars and landfills. The smoke from burning woods is the causes of air pollution too. Throwing garbage or urinating anywhere causes air pollution by spreading odour.



causes of air pollution

Effects of Air Pollution on Human Health and the Environment

Air pollution is harmful for human health. It can cause diseases such as lung cancer, respiratory infections, and heart disease. Air pollution also has negative effects on the environment. The smoke from burning fossil fuel includes carbon dioxide or other different types of harmful gasses.



diseases caused by air pollution

When those gasses increase in the air, they cause **global warming** or **acid rain**. Acid Rain is caused by smokes of industries mixed with clouds. Due to acid rain living things can be harmed or killed.

How to Prevent Air Pollution

Using less energy we can reduce more consumption of fossil fuel.

For example, turning off the lights, and walking or riding



recycle

bicycle instead of using car. We can also follow 3 R's like **reducing** use of natural resources, **reusing** and **recycling** to preventing pollution. Cleaning garbage and planting trees are also good practices to keep air clean.



Discussion

◆ How will we help prevent air pollution?

1. Make a table like the one shown right.
2. Make a list of what we will do to prevent air pollution in the table.
3. Share your idea with your classmates.

what shall we do?

EXERCISES**1. Put a tick mark (✓) on the correct answer.**

- 1) Which gas is used in the packet of chips?
a. oxygen b. carbon dioxide
c. nitrogen d. water vapour
- 2) Which gas is taken in the cylinder by the alpinist?
a. oxygen b. carbon dioxide
c. nitrogen d. water vapour
- 3) Which gas cause global warming?
a. oxygen b. carbon dioxide
c. nitrogen d. hydrogen

2. Short Answered Questions:

- 1) How do people use wind in their daily life?
- 2) What are the negative effects of air pollution on human health?
- 3) Give three ways to prevent air pollution.
- 4) What are the causes of air pollution?

3. Descriptive questions:

- 1) We want to dry wet clothes as soon as possible but it is raining outside. How can we dry them quickly in our house?



- 2) How does recycling help to reduce air pollution?
- 3) What are the causes of air pollution? How do people pollute air?

Chapter 5

Energy and Matter

1. Energy

Energy is the ability to do any work. We use energy in every work.

(1) Energy around Us







QUESTION : What is energy?

We use energy to walk to school and to ride a bicycle. We need energy to run a computer or to cook our food. A car uses energy to move.

Forms of Energy

There are many different forms of energy like below.

Forms of Energy

forms of energy	Uses of the forms of energy	example
electrical energy	This energy is used to run electric appliances such as fan, TV, light washing machine etc	
mechanical energy	The form of energy that a moving object has. Wind can be an example of mechanical energy because it can run windmill. Energy of a moving car is also mechanical energy.	
light energy	The energy that can create different types of light and helps us to see is called light energy. It can pass through transparent matter. We get light energy from sun, electric light, candle etc.	
sound energy	The energy that helps us to hear is called sound energy. Sound comes from the vibration of objects. It travels through air or other matter. We use it to enjoy music.	
thermal (heat) energy	Heat is a form of energy. We get heat energy from the fire of stove or electric iron.	
chemical energy	Chemical energy remains stored in food, fuel, coal etc.	

Sources of Energy

You have observed that energy is used in various work in different ways. We get energy from different sources. Sometimes energy comes from coal, oil or food and sometimes it comes from wind or water current. Sometimes we get energy from battery or generator. We get heat, light, electricity, sound energy from those sources. If we observe closely, we found that the main source of all energy is the sun.




Discussion

◆ Let's find the energy around us!

1. Make a table like the one shown below.

the way that the energy is used	forms of energy	sources of energy

2. Find the ways that the energy is being used in the picture below, and make a list of the way, its form and source in the table.
3. Share your idea with your classmates.



(2) Transformation of Energy

QUESTION : How does energy change its form?

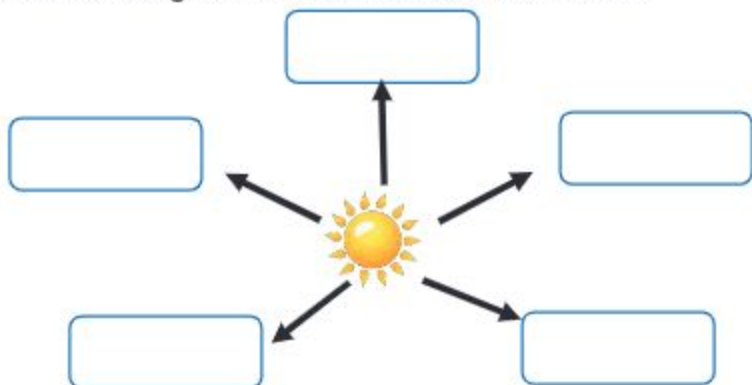


Activity :

Energy transformation

What to Do :

1. Make a diagram like the one shown below.

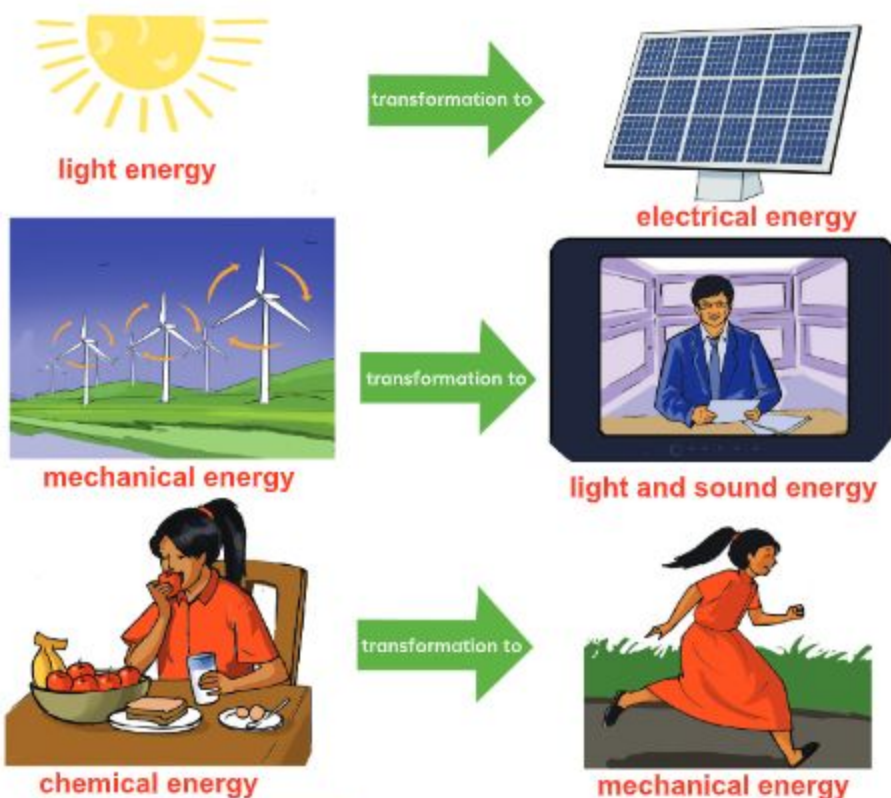


2. Observe the pictures below and make a list of the forms of energy that come from the Sun in the diagram.
3. Share your idea with your classmates.



Summary

Energy can be changed from one form to another. The change of energy from one form to another is known as **energy transformation**. For example, We get solar energy directly as light and heat. But solar energy can change its forms. When plants make food by themselves, they change the light energy from the Sun to chemical energy. When animals eat these plants as food, they transform the stored chemical energy into heat and mechanical energy. Solar panels can change light energy into electrical energy. When we switch on TV, electrical energy is transformed into light, heat, and sound energy.



Discussion

◆ Energy Transformation around us

1. Find the energy transformation around you, and list them.
2. Share your idea with your classmates.

(3) Transfer of Energy

QUESTION : How does energy transfer?



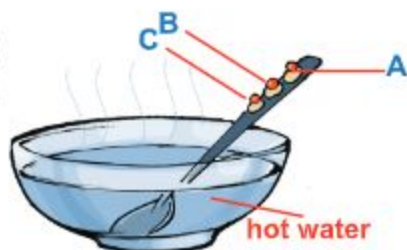
Activity : Transfer of Heat

What to Do:

1. Prepare cold ghee, a thin metal spoon, small beads, glass jar or tea cup, timer, and hot water.
2. Make a table like the one shown below.

	prediction about dropping (first, second,third)	time to drop
Bead A		
Bead B		
Bead C		

3. Use the same amount of cold ghee, place the three beads to the spoon handle.
4. Fill the jar with enough hot water, and then place the spoon in the water slowly.
5. Write your prediction which bead will fall off the spoon first, second, and third in the table.
6. Measure the time that beads A, B, and C fall off the spoon and keep a record of the time in the table.
7. Share your idea with your classmates.



Do not touch the spoon or the jar with bare hands because it is very hot.



Discussion

- Think about the following based on the result of the activity;
- ♦ Which bead fell off the spoon first? Why?
 - ♦ How does the heat transfer in the solid of metal spoon?

Summary

Energy can be transferred from one place to another in many different ways.

(1) Heat Transmission

Transmission of **Heat** is the flow of thermal energy from warmer place to cooler place. Thermal energy is transferred through three different processes: conduction, convection, and radiation.

Conduction

Transmission of heat through solid matter is called conduction. For example, if we place a metal spoon in the hot water, soon it begins to feel hot. This is because the spoon is heated by hot water, and then the heat spreads to the colder end of the spoon.



conduction of heat

Convection

Transmission of heat energy through the gases and liquids is called **convection**. For example, when we put a pot of water on a stove, the heated water near the bottom of the pot rises to the top. At the same time the cold water near the top sinks to the bottom of the pot, and then it is heated and rises to the top. Through this process heat spreads from bottom to top of the pot.



convection of heat

Radiation

Radiation is the process in which energy is emitted from a source without any **medium**. Conduction can work through solids, and convection can work through liquids and gases, but radiation can even work without any medium.



radiation of heat

This is why we can feel the heat of the Sun even though it is millions of kilometres away in space. With the same process we feel the heat from fire or light bulbs.

(2) Transmission of light

Light is the form of energy that helps us to see. Light travels as radiation. Light can transfer without any medium such as solids, liquids, and gasses. Light does not need any medium to transfer. Light from the sun, the moon and stars reaches the earth in radiation process.



light can travel through space



Discussion

◆ **Let's find where and how heat transfer is taking place.**

1. Find where and how heat transfer is taking place in the picture below.
2. Share your idea with your classmates.



(4) Proper Use and Saving of Energy

QUESTION : How can we save energy?

Why is Saving Energy Important?

We use energy in many work everyday. Mostly we depend on energy come from non-renewable energy resources such as oil, coal, and natural gas. These cannot be replaced once we use them up. Therefore, we have to use energy resource wisely. Wasting energy is not good for the environment. By saving energy we can help to preserve energy resources and prevent pollutions.

How to Save Energy

Here are a few ideas of what you can do to save more energy:

- Turn off lights and appliances when you are not using them.
- Do not leave the refrigerator door open any longer than you need to.
- Reduce the use of electric fans by planting trees to help shade houses.
- Open the curtains and use the sunlight instead of turning on the lights.
- Walk or use bicycle instead of using car as much as possible.



close the refrigerator door as soon as possible.



open the curtain to get sunlight.



Discussion

◆ How can we save energy?

1. Make a table like the one shown right.
2. Make a list of what you will do for saving energy in your exercise book.
3. Share your idea with the classmates.
4. Make rules for saving energy in the class.

ways for saving energy

2. Structure of Matter

Matter is a thing that has weight and occupies space. There are countless matters all around us. Even the air, which we cannot see, is also a matter.

QUESTION : What makes up matter?



Activity : Crush a piece of chalk

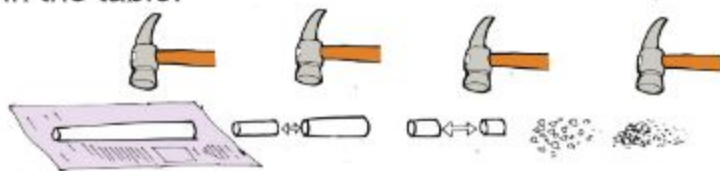
What to Do :

1. Prepare some pieces of chalk, newspaper, and a hammer.
2. Make a table like the one shown below.



a piece of chalk	broken chalk	chalk powder

3. Observe a piece of chalk, and draw it in the table.
4. Place a piece of chalk on the newspaper, and use a hammer to crush it into smaller pieces.
5. Observe the crushed chalk, and record your observation in the table.
6. Use a hammer to grind the chalk into fine powder.
7. Observe the powdered chalk, and draw your observation in the table.



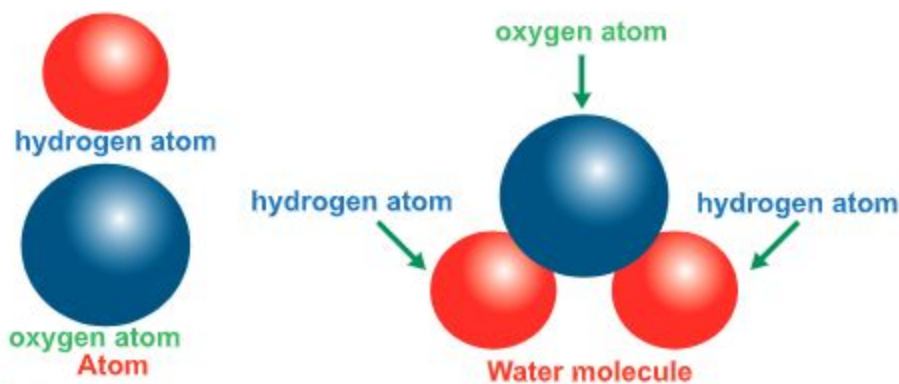
Discussion

◆ Based on your observation, think about the following points.

- ◆ Do you think that the powder is the same as a piece of chalk?
- ◆ Do you think that we can make the powder smaller and smaller?

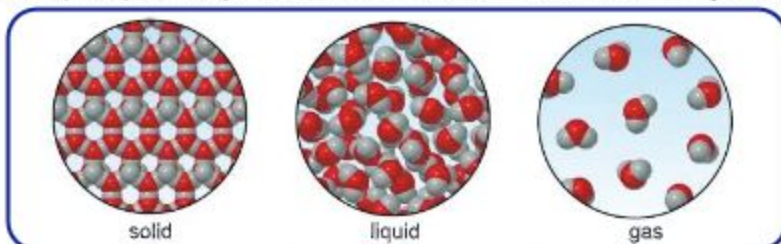
Summary

Any matter is made up of tiny particles. These particles are called molecules. They are so small that they cannot be seen with the naked eye and are not even visible under an ordinary microscope. Each molecule consists of one or more similar kinds of particle which is smaller than molecules and known as atoms. If the molecule of a matter contains only one or more similar kind of atoms, that matter is called an elementary matter or element. This atom is called an atom of that specific element. For example, the molecule of sodium element contains only one atom of sodium. An oxygen molecule contains two atoms of oxygen. Again, if the molecule of a matter contains different types of atoms, that matter is called a compound matter or compound. For example, the water molecule contains two hydrogen atoms and one oxygen atom.



States of Matter

Matters can be solid, liquid, or gaseous, depending on how their molecules are arranged and how their bonds are. Water is a substance that exists in three states: ice, water, and water vapour. Water is made up of countless molecules of water. These molecules are always moving. In the solid state, i.e., in ice, the molecules of water are very close to each



three states of matter

other and their bonding is very strong. In the liquid state, i.e., in water, the molecules of water are still close, but their bonding is weaker, so they can move around more freely.

Again, in the gaseous state, i.e., in water vapour, the molecules of water are positioned far apart. The bonding between the molecules in the gaseous state is very weak. So, the molecules can move quickly and very freely.

EXERCISES

1. Put a tick mark (✓) on the correct answer.

- 1) From which one do we get mechanical energy?
 - a. wind
 - b. fuel
 - c. fire of stoves
 - d. food
- 2) What energy do plants mainly use to make food by themselves?
 - a. sound energy
 - b. light energy
 - c. heat energy
 - d. electrical energy
- 3) Which energy does a food contain?
 - a. light energy
 - b. heat energy
 - c. mechanical energy
 - d. chemical energy

2. Short Answered Questions:

- 1) Give 5 examples of forms of energy.
- 2) What are the three processes of heat transfer?
- 3) How does light travel?
- 4) What is atom?
- 5) What form of energy does a guitar produce?

3. Descriptive Questions:

- 1) What energy change takes place when you switched on a TV?
- 2) You hold a cup of ice water, and your hand becomes cold. Your friend says that it is cold because the cold from the cup moved to your hand. Is it correct or not? Explain why.
- 3) How does heat travel when you cook rice in a pot?
- 4) How planting trees around house can save energy?

Food for Good Health

In grade four, we learned that a balanced diet provides essential nutrients that we need to stay healthy. However, the demand of food and nutrition varies according to the age and work of a person. So we should know how much nutrients we need for our body and which food we should eat to stay healthy.

1. Balanced Diet

(1) Importance of Balanced Diet

Eating balanced diet is important. Our body needs proper nutrition to remain healthy. Without proper nutrition, our body becomes more prone to disease, infection, fatigue, and poor performance.

Children suffering from malnutrition run the risk of growth and developmental problems. Eating too much food may cause overweight issues. We should eat a healthy balanced diet in the right amounts according to age and work. For example, people who do laborious works need more food.



overeating causes
overweight issues

(2) Amount of Food We Need

QUESTION : How can we choose balanced diet?



Activity :

Amount of Food

What to Do:

1. Make a table like the one shown below.

when have taken	what have taken	how much have taken
e.g. morning	parata and banana	2 pieces and 1 piece

2. Make a list of when, what, and how much you ate yesterday in the table.
3. Share your idea with your classmates.

(3) Importance of Safe Food

The food free of poisonous chemicals or harmful microbes are called safe food. Nutritious foods also have to be safe. Nutritious foods will not work on body if they are not safe. Body becomes weak without nutritious food. In the same way infectious diseases occurs because of taking unsafe foods.

Summary

Eating a balanced diet means that you choose the proper amount of foods from each of the food groups. The following table shows a general guide to the amount of food needed for 6-12 year olds.

Food Guide Serving Amount for 6 to 12 Years

food types	food example	ammount	how many times
grain & potato (carbohydrate)	ruti, parata, bread	1-2 slices/pieces	3 - 4 times per day
	rice, potato, or noodles	1 cup	
vegetables (vitamin, mineral)	cooked or fresh vegetables	half a cup	3 or 4 times per day
fruits (vitamin, mineral)	any fruit e.g. mango,apple, orange	1 piece	2 or 3 times per day
	fruit juice	1 small glass day	
fish, meat & pulses (protein)	meat	1-3 pieces	1 - 2 times per day
	fish	1 medium fillet	
	egg	1 piece	
	pulses	1-3 cup	
milk group (calcium, vitamin)	milk	one glass	1-2 times per day
	yogurt	one up	
oil and fat	ghee, butter, or oil	1 table spoon	once per day
fiber food	various types of vegetables, fruits, manually	15-20 grams	1-2 times per day



Discussion

◆ Is our diet a balanced diet?

1. Make a table like the one shown right.
2. Classify the food you ate yesterday into food types and calculate the total size of servings in the table.
3. Comparing the table above, see if how your diet is balanced.
4. Share your idea with your classmates.

food types	food we ate	daily serve
grain & potato		
vegetables		
fruits		
fish, meat & pulse		
milk & dairy		
oil and fat		
fiber food		

2. Food Preservation

All types of food are not available throughout the year. So, we need to preserve food in different ways to get it beyond its season.

QUESTION : How can we preserve food?



Activity : The ways for food preservation

What to Do:

1. Make a table like the one shown below.

food items	how to preserve
meat (beef, chicken) , fish	
dairy food (milk, butter, yoghurt)	
vegetables	
fruits	

2. Make a list of how the foods are preserved in the tables.
3. Share your idea with your classmates.

Summary

The Ways of Food Preservation

Food can be preserved in various scientific ways. Rice, pulses, wheat etc. are preserved by drying in the Sun. Fish, meat, vegetables, fruits etc. remain fresh for several days in the refrigerator. Care must be taken when vegetables and fruits are preserved in the refrigerator. Besides, vegetables, fish, meat, etc. are preserved in the cold storage for years and supplied to the market at different times of the year. Processed fruits can be preserved as jams, jellies, pickles etc. in airtight containers for many days. Also, fish can be preserved with salt or ice. Again, olives, plums, mangoes etc. food can be preserved with sugar, vinegar or oil for many days.



ways of food preservation

Importance of Food Preservation

Food preservation can stop wastage and slow down spoilage of food. Foods such as fish, meat, vegetables, and dairy products are frequently contaminated with microorganisms and spoiled. Food preservation helps prevent the growth of microorganisms that causes spoilage. Food preservation makes the seasonal food available throughout the year. It makes easy to transport food to far places.

3. The food we should limit

We should eat a balanced diet to get the nutrients we need, but what food should we eat to keep our body healthy?

QUESTION : What food should we avoid to eat?




Activity : Classification of Food

What to Do :

1. Make a table like the one shown below.

healthy food	unhealthy food

2. Observing the pictures below, classify the food into 'healthy food' and 'unhealthy food' in the table.
3. Share your idea with your classmates.



Summary

It is important to know which foods we should take regularly and which foods we should eat limited. Some foods are not good for our health. Some foods include too much nutrients that are not necessary for our health.

Food Containing Artificial Colours and Chemicals

Artificial colours are added to foods to make them more appealing and desirable. There are so many such as sweet, jelly, candy, ice cream, cakes and soft drinks that contain artificial colour. Some of the foods containing artificial colours may have health problems such as cancer, attention-deficit disorder and hyperactivity. Dishonest dealers add harmful chemicals to foods. Foods containing chemicals can cause many diseases such as dysfunction of liver and kidney. People may get cancer by those chemicals.



artificial colours in food

Junk Food

Some of you might have heard about 'Junk food'. Popular junk food includes burgers, pizza, potato chips, fried chicken, soft drinks etc. Junk food is delicious, but it is not a balanced diet. Junk food contains a lot of sugar, salt, and fat but our body needs a balanced amount of them. As junk food contains these elements in an excessive amount, it is harmful to our body. Eating much junk food instead of regular food may cause nutritional deficiencies, overweight or obesity.



eating too much junk food causes obesity

EXERCISES**1. Put a tick mark (✓) on the correct answer.**

- 1) Which one is junk food?
 - a. bread
 - b. yoghurt
 - c. porata
 - d. potato chips
- 2) Which one may be caused by eating too much junk food?
 - a. dysfunction of liver
 - b. obesity
 - c. asthma
 - d. cancer
- 3) Which one can cause spoilage of fish and meat?
 - a. sugar
 - b. artificial colour
 - c. microorganisms
 - d. salt

2. Short Answered Questions:

- 1) Give 3 ways of food preservation.
- 2) What are the benefits of food preservation?
- 3) Why do we have to eat balanced diet?
- 4) How can we get a balanced diet?
- 5) What foods include artificial colours?
- 6) What will happen if unsafe food is taken?

3. Descriptive Questions:

- 1) A burger contains a variety of food such as beef, chicken, tomato, lettuce, cheese and bread. Why is eating burgers too much harmful to our health?
- 2) How does food preservation give us many benefits.
- 3) Using chemicals in food is harmful to our health. Explain why.

A healthy lifestyle helps to keep and improve our health and well-being. However, we may get diseases though we have a healthy lifestyle. Why do we get diseases? How can we prevent and cure diseases?

1. Infectious Diseases

(1) What is Infectious Disease?

Various germs like bacteria, virus, fungus cause different types of diseases in our body. Some of these diseases spread from one person to another. They are called infectious diseases

(2) Ways of Spreading Infectious Diseases

Infectious diseases can spread in different ways. Some diseases can pass from person to person through the air when someone coughs or sneezes. We may get infectious diseases by using glass, plate, chair, table, clothes, toilet etc. that used by an infected person. Some infectious diseases are transmitted by bites of insects such as mosquitoes and animals such as dog. Another way of causing infectious diseases is eating of contaminated food and drinking of contaminated water.



Sneezing spreads germs.



Mosquito carries germs of diseases.



Discussion

◆ How the infectious diseases spread?

1. Make a table like the one shown right.
2. Make a list of ways that infectious disease spreads in the table.
3. Share your idea with your classmate.

How infectious disease spread?

(3) Types of infectious diseases

There are many types of infectious diseases as follows.

Airborne Diseases

Airborne diseases are the diseases caused by germs and transmitted through the air due to coughing, sneezing, or talking. Airborne diseases include swine flu, measles, chicken pox, tuberculosis, and influenza.



chicken pox

Waterborne Diseases

Waterborne diseases are the diseases caused by taking water contaminated with germs. There are many types of waterborne diseases, including diarrhoea, cholera, dysentery and typhoid.

Contagious Diseases

Contagious diseases are diseases caused by direct or indirect contact with an infected person. Flu, Ebola and Measles are such kind of diseases. **AIDS** is different kind of infectious disease caused by **HIV** virus. However, we will not be infected by AIDS even if we touch and shake hands with a HIV infected person or use things that a HIV infected person uses.

Diseases Transmitted by Animals and insects

Some infectious diseases are transmitted by animal and insect bites. For example, rabies is transmitted through bites of rabies-infected dogs. Malaria and Dengue is caused by mosquito bites.



rabies infected dog



Discussion

◆ Classification of infectious diseases.

1. Make a table like the one shown right.
2. Make a list of infectious diseases in the table.
3. Share your idea with your classmate.

type of disease	name of diseases
Airborne	
Waterborne	
Contact	
Animal & Insect	

(4) Prevention and Cure of Infectious Diseases

The Ways to Prevent Infectious Diseases

Infectious diseases spread through germs. The most important thing that we can do is to improve our **immune system** and to stop the spread of germs. We can keep our body healthy by eating a balanced diet, using safe water and washing hands regularly. We can prevent the spread of diseases by adequate ventilation in our rooms. We can also prevent infectious disease by covering face during coughs and sneezes with tissue, handkerchief or elbow and keeping our environment clean. We should remove any objects that hold water such as tub, tyre or canister around our house. Dengue and **Malaria** germs carrier mosquito lay their eggs there. Getting vaccination and avoiding unhygienic foods helps reduce the risks of the diseases.



covering face with tissue



taking polio vaccine

How to Cure Infectious Diseases

When we get diseases, taking rest, eating nutritious food and drinking enough safe water will help us get better. If we have mild fever or headache, some medicine help us feel more comfortable initially. But we must need to see a doctor soon if we have a fever which is not getting well and have continuous vomiting and serious headache.



Discussion

◆ What shall we do to prevent diseases?

1. Make a table like the one shown right.
2. Make a list of what you will do to prevent infectious diseases in the table.
3. Share your idea with your classmate.

What shall we do

2. Puberty

(1) What is Puberty?

Puberty is the time in life when our body begins to develop and change from the body of a child to the body of a teenager. Usually, puberty starts between age 8 and 13 in girls and age 9 and 15 in boys. During puberty physical, emotional and behavioural changes occur for boys and girls.

(2) Changes in the Body during Puberty

Several changes are noticed in the body due to the influence of hormones during puberty. For example, rapid growth, changes in body composition, excessive sweating, oily skin, acne breakouts, etc. pimples on the face. Body weight increases during puberty. For boys changing of voice, well shaping of muscles and getting beard and moustaches are common changes. At puberty, girls' muscles also start getting well formed but not as much as boys.

(3) Taking Care of the body during Puberty

During puberty, someone might feel confused about something or having strong emotional change. Some of you might feel overly sensitive or become upset easily. Some of us also may feel anxious about how our changing body looks. Maintaining personal hygiene and taking nutritious food is very important at this time. Remember, everyone goes through puberty and it is a natural change. If you are worried about something, you do talk to your parents, teachers or your elder brother or sister.



Discussion

◆ What are your problems?

1. Form two groups; girls group and boys group.
2. Talk about your worries in a group and share its solution with group members.

EXERCISES

1. Put a tick mark (✓) on the correct answer.

- 1) By which typhoid germs can spread through?

a. water	b. air
c. soil	d. insects
- 2) Which one is the carrier of malaria or dengue germs?

a. dog	b. butterfly
c. mosquito	d. fly
- 3) Which one usually happens during puberty?

a. getting friendly with all	b. more keen to studies
c. changing shape of body	d. getting more diseases

2. Short Answered Questions:

- 1) Give 5 ways of how to prevent infectious diseases.
- 2) What is airborne disease?
- 3) How can we cure the infectious diseases?
- 4) What are the causes of infectious diseases?
- 5) What is a good way to manage your anxiety about changing body looks during puberty?

3. Descriptive Questions:

- 1) Explain how infectious diseases spread.
- 2) We can prevent Dengue or Malaria by removing object holding water like bowl, tyre etc. Why?
- 3) How are waterborne disease and airborne disease alike and different?
- 4) We can prevent the spread of diseases by covering the face during coughs and sneezes with elbow. Why is elbow better than hands when you cover coughs and sneezes?

When you look up at the night sky, you can see countless stars with open eyes. With the help of a telescope, you can see those stars more clearly and bigger. Scientists use telescopes to research on planets, stars and galaxies in space.



telescope

1. Universe and The Earth

(1) Size of Universe

QUESTION : How big is the Universe?



Activity : How fast can light travel?

What to Do:

1. Make a list like the one shown below.

	distance from earth	how long does light take to come to the earth?
the moon	384,400 km	
the sun	15,00,00,000 km	

2. Light can travel 3,00,000 km a second. Calculate how long it takes light to travel from the Moon and the Sun to the Earth.
3. Fill in your answers in the table.
4. Share your idea with your classmates.




How can we measure the time that taken by the light from the moon and the sun to reach earth?

We can measure the time as distance divided by the speed of light.



Summary

The distance from the moon to the earth is 3,84,400 km. Light can travel at approximately 3,00,000 km a second. So, light takes about 1.3 second to travel from the moon to the earth. A distance from the sun to the earth is about 15,00,00,000 km. Light takes about 8 minutes to travel from the sun to the earth. This means that we always see the sunlight that is emitted from the sun about 8 minutes ago.




distance between Sun & Earth and Earth & Moon

If we were able to travel as fast as light, it would take 1,30,000 years to go across the Milky Way galaxy. Milky Way is one of the galaxies in the Universe. According to Sir Eddington, on an average a galaxy has ten thousand crores of stars.

The Universe is still expanding. No one knows for sure about the size of the universe. However, we can get an impression how big the universe is from different scientific

research. **Astronomy** is the study of the universe such as stars, planets and space. Scientists use different technologies such as telescope to study the universe. Galileo invented an improved telescope that allowed him to see far into space. Using the telescope, he proved that the planets actually revolved around the Sun. Scientists are now using space telescopes and are building a space station to study the universe.



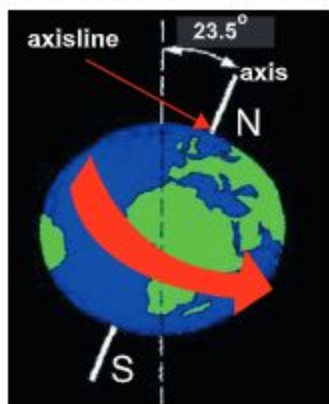
Galileo Galilei

(2) Motions of Earth

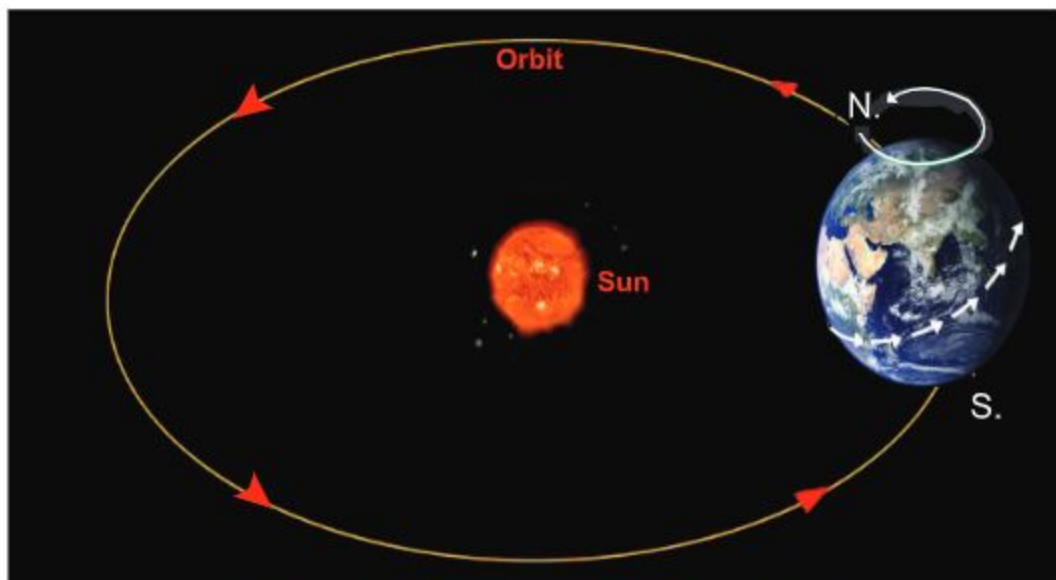
QUESTION : How does the Earth move?

The earth is one of the planets in the solar system. Like other planets, the earth also moves in a specific path around the sun. The path that the earth or any other planet moves around the sun is called the orbit of that planet. The rotation of the earth around the sun in the specific orbit is called its annual motion. The earth takes about 365 days and 6 hours to complete one trip around the sun.

While orbiting the sun, the earth also spins or rotates on its own axis like a spinning top. This spinning motion of the earth on its own axis is called the earth's diurnal motion. An axis is an imaginary line passing through the center of an object. Earth's axis intersects the earth through the north and south poles. The earth's axis is lightly tilted against the surface of its orbit.



Earth's rotation and its axis



Earth's orbit around the sun and rotation on its axis

2. Day and Night

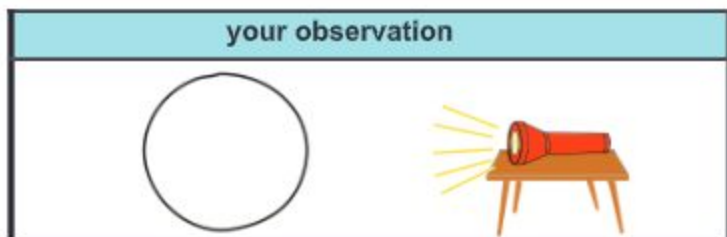
QUESTION : What causes day and night?



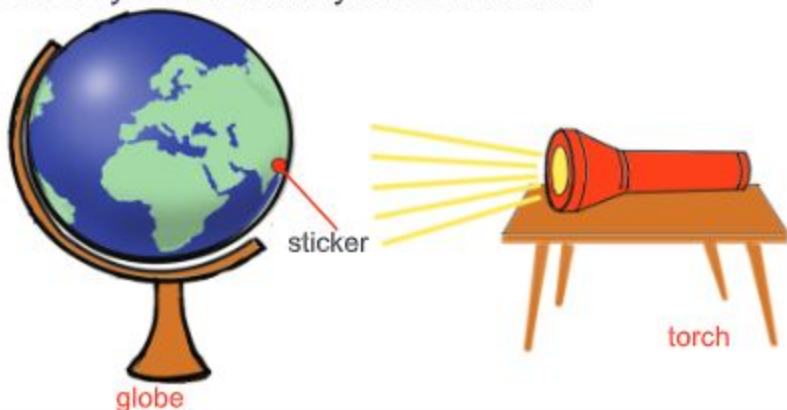
Activity : Cause of Day and Night

What to Do:

1. Prepare a globe or a football to represent the Earth, a sticker, and a bright torch to represent the Sun.
2. Make a table like the one shown below.



3. Put the sticker on Bangladesh of the globe.
4. Make the classroom dark, and then shine the torch on the globe.
5. Observe what happens to the globe and make a record of your observation in the table.
6. Spin the globe anticlockwise slowly, and observe the position of the sticker.
7. Think about which part of the globe is day or night, and how day and night happen.
8. Record your idea in your notebook.
9. Share your idea with your classmates.



Summary

Day and night are caused by the earth's diurnal motion.

Day and Night

The earth is continuously rotating around its own axis. And because of this, the sun rises every morning and sets in the evening. One part of the earth faces the sun, and the other part faces opposite the sun. The part facing the sun experiences day and the part facing the opposite side experiences night. When viewed from the north pole, this rotation of the earth is seen as anticlockwise. It takes 23 hours 56 minutes 4.0905 seconds for the earth to rotate once around its own axis i.e. 360° . But by that time the earth moves forward slightly in its orbit and that too in anticlockwise direction. So, it takes a little more time for the earth to come to the exact same position relative to the sun. This entire period is called a solar day, which is 24 hours long.



day and night

Sunrise and Sunset

The sun seems rising in the east in the morning, and then sets in the west as the day ends. This is because the earth is spinning on its axis from west to east. As earth rotates, the sun appears to move from east to west across the sky.



The sun seems to move from the east to the west.

3. Season

We have six seasons in a year. They are the Summer, Rainy season, Autumn, late Autumn, Winter, and the Spring in a year.

QUESTION : Why does the season change?



Activity : Length of Day and Night

What to Do :

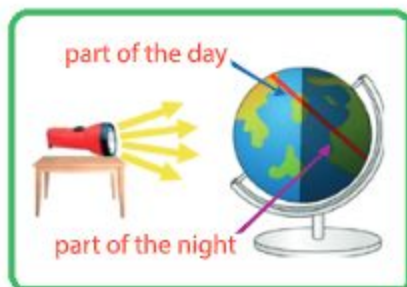
1. Prepare a globe to represent the Earth, erasable marker pen, measuring tape, and a bright torch to represent the Sun.
2. Make a table like the one shown below.

	the north pole toward flashlight	the north pole away from flashlight
length of day (cm)		
length of night (cm)		

3. Using the marker, draw a circular line along the latitude so that the line passes through Bangladesh.
4. Place the flashlight on a table.
5. Place the globe like the picture **A** as shown below.
6. Using the measuring tape, measure the length of the circular line that is in the day and in the night, and record it in the table.
7. Place the globe like the picture **B** as shown below.
8. Using the measuring tape, measure the length of the circular line that is in day and in night, and record it in the table.
9. Share your idea with your classmates.



picture A



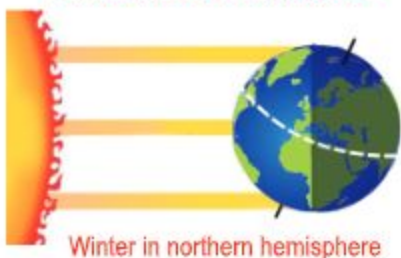
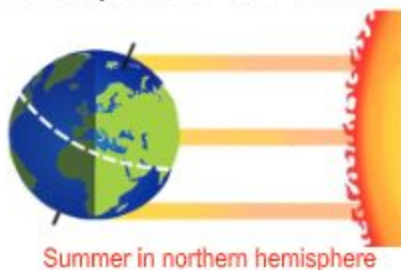
picture B

Summary

The tilt of the earth's axis and its orbit around the sun causes seasons. As the earth revolves around the sun, different parts of the earth tilt toward or away from the sun.

Summer

When the **northern hemisphere** tilts toward the sun, it is **summer** there. In summer, the sunlight shines more directly on the northern half of the earth giving more energy. This causes the temperatures to rise and the period of daytime to be longer. Opposite season occurs in the southern hemisphere and it is winter there.

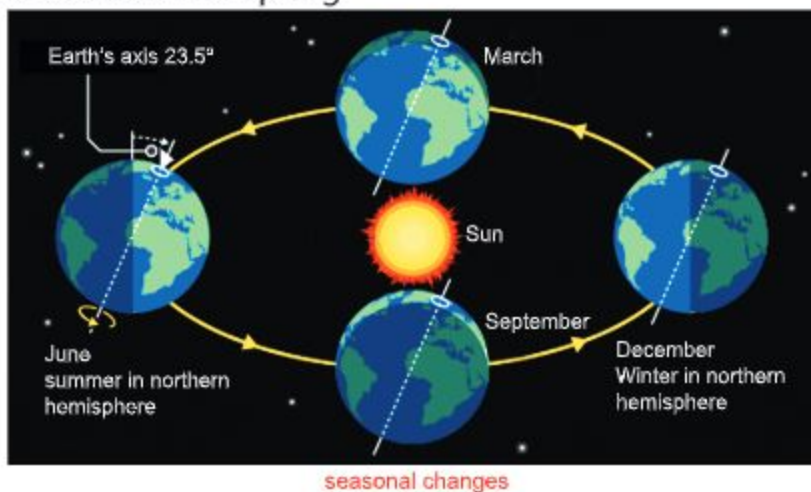


Winter

When the northern hemisphere tilts away from the sun, it is winter there. In winter, sunlight hits this part of the earth less directly. The temperature is lower, and the period of daytime is shorter but the period of night gets longer.

Autumn and Spring

Both the day and the night are of almost equal length in all hemispheres during the two periods between winter and summer. This period is autumn or spring.



4. The Phases of the Moon

The moon seems big or small, and round or half round-shaped on some nights. The changing shapes of the bright part of the moon that we see are called the **phases of the Moon**.

QUESTION : Why do the phases of the Moon happen?



Activity : The Phases of a Ball

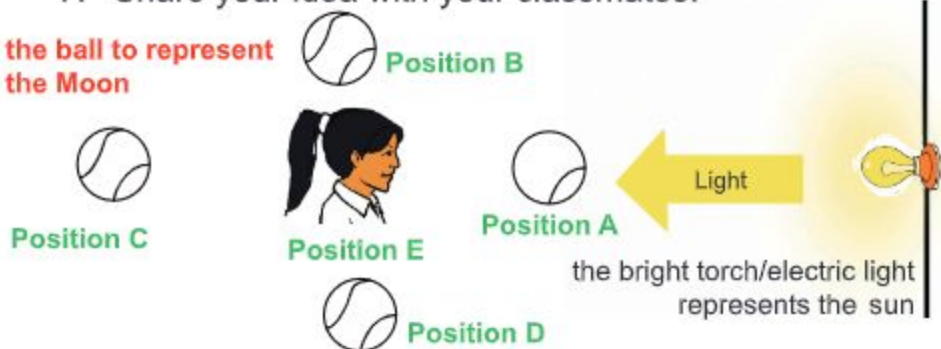
What to Do:

1. Prepare a bright torch or light bulb to represent the sun, a white ball (e.g. tennis ball, cricket ball) to represent the moon.
2. Make a table like the one shown below.

position A	position B	position C	position D

3. Place the bulb or the torch in the classroom, and make the room dark.
4. Set the ball at position A, B, C and D.
5. Observe the surface of the ball at each position from the position E. (Note: Be careful not to make a shadow on the ball when you observe the ball at position C.)
6. Sketch your observation in the table.
7. Share your idea with your classmates.

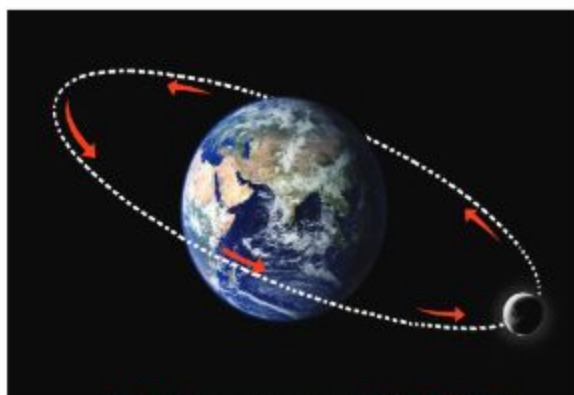
the ball to represent
the Moon



Summary

Motion of the Moon

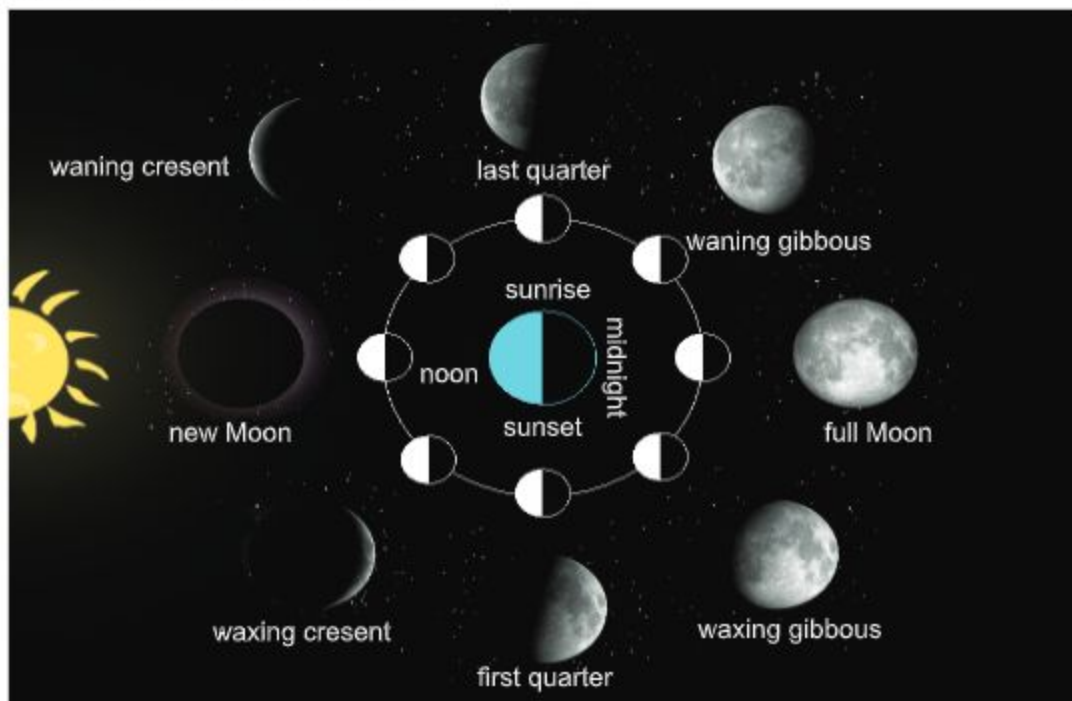
The moon is the only **satellite** of the earth. A **satellite** is an object that revolves around a planet. The moon rotates on its axis once every about 28 days and it also moves around the earth once every about 28 days.



the Moon moves round the Earth

The moon in Rotation

The moon does not produce its own light, instead it reflects the sun's light. Half of the moon is always lighted by the sun. But as the moon orbits around the earth, the area of the lighted side facing the earth changes. These changes cause the phases of the moon. We can only see the lighted side of the moon. When we can see full of the side lighted, this is a **full moon**. When we can't see any of the lighted side, this is called a **new moon**.



the position and the phases of the moon

EXERCISES

1. Put a tick mark (✓) on the correct answer.

1) Which one is correct?

- | | |
|-------------------------------------|------------------------------|
| a. The Moon gives off its own light | b. The Moon is a satellite |
| c. The Moon is a planet | d. The Moon moves around Sun |

2) How many days does the earth take to complete one trip around the sun?

- | | |
|-------------|------------|
| a. 24 days | b. 28 days |
| c. 365 days | d. 7 days |

2. Short Answered Questions:

- 1) What are two motions of the earth?
- 2) What causes day and night?
- 3) Why do the phases of the moon take place?
- 4) What is the difference between planet and satellite?
- 5) Why does the temperature rises in the Summer?

3. Descriptive Questions:

- 1) Explain the causes of seasons.
- 2) The sun does not move around the Earth, but it seems to move from east to west across the sky. Explain why.
- 3) When the northern half of the earth tilts toward the sun, what happens to the length of day and night?
- 4) How are the solar system, the Milky Way Galaxy, and the Universe related?
- 5) Look at the pictures below. Both of the pictures were taken at the same time and same place, but they look different. Why does it happen?



5:00 pm. in June



5:00 pm in December

Technology in Our Life

Now, we are studying by using technological product such as books, pen, table, electric bulb, clock. Scientific knowledge is used to invent these technologies. What are the differences between science and technology? What relationships are there between them?



1. Science and Technology

QUESTION : How do we use science for innovating technology?



Activity : Use of Science and Technology

What to Do :

1. Make a table like the one shown below.

situation	technology	science knowledge
Transportation	e.g. car	e.g. heat, mechanical energy
Medical Care		
Agriculture		
House		

2. Make a list of technology and science knowledge that used to make the technology in each situation in the table.
3. Share your idea with your classmates.



TV is a technological product. What kinds of science knowledge are used for TV?

I think that we use the science knowledge such as electricity, energy transformation, light, sound, and heat in the TV.



Summary

Difference between Science and Technology

Science is the knowledge or study about the natural world. It is based on the facts learned through observation and experimentation to describe and explain natural phenomena. When scientists investigate and answer questions about the world around us, they follow the **scientific method** that includes the steps as shown in the table below.



scientific experiment

scientific method

steps	description
observation	By observing the world around you, you can notice the things happen or the phenomena, or you may have a particular topic of interest.
question	When we saw, heard, or read something, we may have questions about that. Choose a question that can be answered by making observations or experiment-
hypothesis	By using previous knowledge, make a guess that answer your question. Write it down. This is your hypothesis.
experiment	Design a test to justify if the hypothesis is true or not. List the materials you will need. Write the steps you will follow. Collect data and record the results of your experiment.
conclusion	Analyze the collected data and summarize the results. Let verify whether the result matches with the hypothesis. Certain result may not be found.
sharing	Report your results and share it to others.

Technology is the practical application of science to solve the problems of our life. Technology innovates products, tools, and processes that improve the quality of human life. For example, scientists have studied about electricity and built up our understanding of electricity. This scientific knowledge is applied to innovate technologies such as refrigerator, TV, cell phone and electric light. Technology is used in many fields such as education, medical care, communication and transportation etc .



science is applied for technologies

Relationship between Science and Technology

Science and technology have different purposes but they are closely related to each other and play a vital role in our life.

In the past, science and technology did not have a deep relationship. Scientists have studied the natural world to explain natural phenomena without a purpose of solving practical problems. They have discovered scientific knowledge such as electricity and light. On the other hand, people have invented technologies to solve practical problems for improving their life. They have invented simple technologies such as stone tools, fire, clothing, metal tools, and wheels.

The 18th century was a period of great **industrial revolution** particularly in the field of agriculture, manufacturing and transportation. People invented steam engine by applying scientific knowledge of steam power. The steam engine was used for factories, trains or ships.

Technology applies science knowledge to create products and tools. Scientists also use technology when they study the natural world. For example, a telescope makes it possible for scientists to see objects far into space. Scientists use a microscope when they investigate the objects that can not be seen with naked eyes. At present, science and technology depends on each other.



ancient tools



microscope



space telescope

2. Technology in Agriculture

People have developed different types of agricultural technology to meet the demand of food.

Mechanical Technology

People invented agricultural tools such as shovel, spade, plough. Today, people use agricultural machinery such as tractor, irrigation pump and threshing machine. It helps to produce a lot of food in the shortest period of time.



tractor

Chemical Technology


In many crops, farmers use chemical fertilisers and pesticides to increase the production. The fertiliser helps plants grow well and produce more food. Chemicals are used to resist harmful pests and weeds in order to grow more food.



using pesticide

Biotechnology

Biotechnology is a technology that uses living things to make new product for human welfare. For example, agricultural biotechnology is a way to make plants with special qualities. This technology allows farmers to grow plants that are more nutritious, more resistant to pests and more productive.



Biotechnology can create new crops.



Discussion

◆ How does agricultural technology helps to produce food?

1. Make a chart like the one shown below.

agricultural technology	how does it help to produce food?
mechanical technology	
chemical technology	
biotechnology	

2. Make a list of how technology helps to produce food in the table.
3. Share your idea with your classmates.

3. Negative Effects of Technology

Technologies make human life safe, comfortable and better by solving various problems. However, technology also can cause some problems.

Environmental Pollution

Burning coal in power plant provides power to generate electricity for us, but the burning coal also can cause air pollution. It can have negative effects on the environment such as global warming and acid rain. Chemical fertiliser and pesticide help to produce more food, but chemical fertiliser and pesticide can cause soil and water pollution that is very harmful to living things.



environmental pollution.

Weapons

Manufacturing weapons for war and using them are horrible applications of modern technologies. For example: manufacturing, guns, bombs, tanks, etc.



tank

Other Negative Effect

Sometimes using technology turned to an addiction. If we do not use TV and computer for productive work, it will waste our time. It hinders in our regular sports, physical exercise and limits free thinking ability. Watching TV or using computer more than one hour at a stretch is harmful for our health.



Discussion

◆ What are the negative effects of technology?

1. Make a chart like the one shown below.

negative effects of technology

2. Make a list of the negative effects of technology in the table.
3. Share your idea with your classmates.

EXERCISES

1. Put a tick mark (✓) on the correct answer.

- 1) Which one is correct?
 - a. There is no relationship between science and technology.
 - b. Science and technology are the same.
 - c. Science and technology have close relationship.
 - d. Science is not necessary for technology.
- 2) In which century industrial revolution was happened?
 - a. the 17th century
 - b. the 18th century
 - c. the 19th century
 - d. the 20th century
- 3) Which one is a chemical technology?
 - a. fertiliser
 - b. tractor
 - c. more productive plants
 - d. irrigation pump
- 4) Which one is a process of scientific method?
 - a. studying
 - b. exercise
 - c. reading
 - d. observation

2. Short Answered Questions:

- 1) How do scientists study the natural world?
- 2) What types of agricultural technology do people use to grow more food in the shortest period of time?
- 3) Give two examples of the negative effects of technology.
- 4) What technology do scientists use when they study the Universe?
- 5) How has the scientific knowledge of steam power been applied?

3. Descriptive Questions:

- 1) Explain the difference between science and technology.
- 2) How does agricultural technology help to improve our life?
- 3) How does technology use science knowledge?
- 4) Science and technology have different purpose, but they are closely related to each other. Explain how.

We receive a lot of information everyday. This information is increasing at a rapid pace. Some information is correct, but some are incorrect. We need to acquire the proper skills to find, understand, evaluate and use information.

1. Importance of Information Sharing

QUESTION : Why is information sharing important?



Activity : What will happen if we do not know the information?

What to Do :

1. Make a table like the one shown below.

information	what will happen?

2. Make a list of information as many as possible in the table.
3. Think about the situation in our life if we do not get the information you listed.
4. Make a list of your ideas in the table.
5. Share your idea with your classmates.



Summary

Information is very important for our life. Information enables us to know something new and to decide what to do. Therefore, we have to know and share information among us. **Information sharing** is an activity through which information is exchanged among friends, families, and other people. It can help people to keep safe, promote their wellbeing and prevent harm.

Importance of sharing information in our personal, social and national life is immense. For example, when any contagious disease like flu goes around in our country, the information would be shared through media to reduce the risk of that flu. If **meteorologist** forecasts that there will be a tidal upsurge, this news should be shared through different media so that life and assets of many coastal people can be saved. National assets like fishing boat and cargo of the sea can be saved by finding a safe place.

We can share information in many ways such as having a talk with others, or writing letters. Today, **Information and Communication Technology (ICT)** is common tool that help people share information. Computer, **internet**, email, TV, radio, and mobile phone are the examples of ICT. ICT makes it easier for people to communicate with others, and collect, store, exchange, spread or use information.



Information sharing is important for us.



Information sharing helps us prevent harm.



ICT helps us to share information easily

2. Collection, Storage, and Exchange of Information

QUESTION : How can we collect, store, and exchange information by using technology?

(1) How to Collect Information through Internet?

We can collect information by using books, newspapers, TV, or radio. The **internet** enables us to collect information more easily. The internet is a huge network of computers together all over the world. We can collect information we need through the internet by using computers, or mobile phones. Besides, we can share our innovation and collected information with the help of internet also.



computer



mobile phone

The followings are the basic steps for collecting information through the internet:

- 1) Use search engines such as Google, Yahoo or Pipilika.
- 2) Type keywords relevant to the topic you are searching for into the 'search bar', and click 'search' or press the 'enter key' on your keyboard.
- 3) Search through the list of web pages to find the information you need.
- 4) Repeat above **3 Steps** as necessary, or choose new keywords that are more or less specific and thus search the information you need.



search engine: google



website

(2) How to Store Information

After web search, we can store the information by taking a note on a notebook or paper, taking pictures or shooting a video. Today, we use storage devices such as pen drive, CD, DVD, memory card etc. to store the information.



storage devices

(3) How to Exchange Information using Technology

As we learnt in Class 4, we can exchange information with others by using technology. For example, we talk with people by using telephone or mobile phone. We exchange information by writing letters too. We can also share information by taking picture or making video with cameras. Now a days, we can exchange information through email, Short Message Service (SMS), Social Networking Service (SNS) like Facebook or Twitter using the internet.



Activity : Collect, Store, and Exchange Information

What to Do :

1. Divide the class into some groups.
2. Make a plan by discussing about the type of information you will collect, the ways and the sources for collecting information with technology, and how to store the information in a group.
3. Collect and store the information with technology by following the plan you made.
4. Exchange your information with technology among your classmate.



We learnt how to use information in Grade 4. Do you remember?

There are 3 steps; Deciding types of information, Finding the ways and sources, and Umm...



Exercises:**1. Put a tick mark (✓) on the correct answer.**

- 1) Which device is used for storing information?
 - a. TV
 - b. radio
 - c. newspaper
 - d. CD
- 2) Which technology is used for sharing information?
 - a. bus
 - b. thermometer
 - c. mobile phone
 - d. tractor

2. Short Answered Questions:

- 1) Give three names of devices for storing information.
- 2) What are the technologies that enable us to exchange information?
- 3) Why is information important?
- 4) What is internet?
- 5) Name three major search engines used in Bangladesh.

3. Descriptive Questions:

- 1) You have got the information from TV that a cyclone is coming toward Bangladesh. What will you do?
- 2) Explain how to collect information through the internet.
- 3) What will happen to our life without information sharing?
- 4) You want to share the information you collect with your friend who lives in Japan. What are the ways by which you can share the information with him? What type of technology will you need?

Weather affects how you dress and what to do. Using the experience on climate we can decide when we have to cultivate which crops .

1. Relationship between Weather and Climate

QUESTION : How do you use weather forecast?



Activity: Using Weather Forecast

What to Do:

1. What kind of weather do you expect for Dhaka based on the weather forecast below?
2. Where do you expect the highest and lowest temperature in the country based on the weather forecast below?
3. Do you bring your umbrella if you visit Rangpur based on the weather forecast below?



weather forecast
for 24/02/2015

**Discussion****◆ When is the best time of year to plan a picnic? why?**

1. What is the usual weather condition of Bangladesh in February?
2. How can we guess about the weather condition of coming April of the next year in advance?

Summary**Weather**

Weather is the temporary state of sky and the atmosphere at a certain place. Therefore, weather is different in different places and at different time of the day. We can use weather forecast in order to decide what to wear and what to do on the weekend.

Climate

Climate is the changes of usual weather pattern in a certain area. Climate can also be described as the average weather condition of a certain area for a long period of time. Therefore, we can predict daily weather based on the experience and knowledge of climate on our place. However, our personal prediction may not always correct. That is because weather is changing all the time.

Weather and climate are not the same, though there is a close relation between them. Weather is the condition of sky and the atmosphere of a place for a short time. Climate is the overall condition of weather of a place for many years.

Climatologically, the rainy season of Bangladesh starts in the middle of June (beginning of *Ashar*) and ends in August (*Srabon-Vadro*). The onset date of monsoon rain changes every year. However, we do know the probable time when the rainy season starts from our experience about climate.

2. Air Pressure and Wind

Air pressure is the force produced by the weight of the air pressing down on the Earth's surface. Wind blows from high pressure to low pressure area.

QUESTION : What makes high and low pressure of air?




Activity : Heating sand and water

What to Do:

1. Fill one tray with sand 1 cm deep and another tray with water 1 cm deep.
2. If possible put one thermometer into the sand and the other thermometer into the water.
3. Check the warmth of water and sand surface by using palm.
4. Place two trays under the sunlight.
5. Predict which tray will heat up faster?
6. After 20 to 30 minutes, compare the warmth of water and sand surface by using palm and confirm the prediction. If possible, use a thermometer and measure the temperature of sand and water.
7. Move both trays to a cool shaded area and leave it for an hour.

Note: Water and sand should be kept in classroom at least for one-day in order to indicate same warmth before the experiment. Also, sand should be dry.



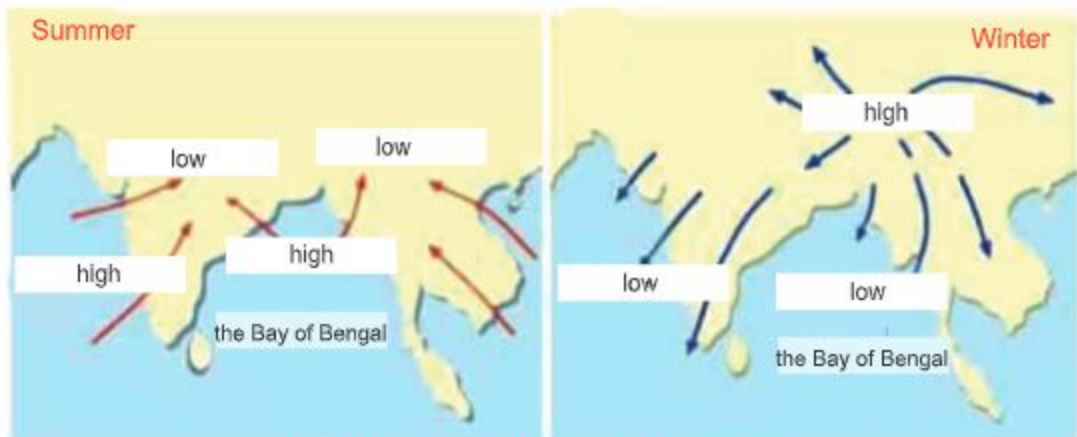
Summary

Sand surface becomes warmer than water after placing under the sunlight. Also, sand surface cools down fast under the shade. Based on this experiment, we can conclude that the land/sand heats up and cool down faster than the water.

Low pressure and High pressure

During the day time, land become warmer than the water and the warmer land warms the air above. Air that is warmed becomes lighter than the surrounding air, so it rises up. As a result, low pressure develops over the land. On the other hand, air over the ocean is cooler and heavier so it sinks. Then high pressure develops over the ocean. The wind blows from high pressure to low pressure area in order to replace the rising warmer air by the cold air. At night, the land is cooler than the ocean. Therefore, high pressure develops over the land and low pressure develops over the ocean.

In Bangladesh, we experience southwest monsoon wind during rainy season and northeast monsoon wind during winter season as shown below. In rainy season i.e. June - August, the land of Bangladesh is warmer than the Bay of Bengal. In winter season i.e. December - February, the land is cooler than the Bay of Bengal. These seasonal temperature contrasts of the land and the ocean develop high and low pressure systems. It produces monsoon wind system.



the south-west and north-east monsoon

3. The Components of Weather and Climate

We have already learned about the weather components such as temperature, humidity, wind, cloud, rain and air pressure. The components of weather are also the components of climate.

QUESTION : Is there any relationship among the weather components?



Activity: Humidity and rainfall

What to Do:

1. Observe monthly rainfall and average humidity in Dhaka as shown in table below.
2. Determine the relationship between rainfall and humidity. Comparing should focus on rainy season and winter.
3. Share your idea with your classmates.

	monthly rainfall (mm)	monthly average humidity (%)
January	8	54
February	32	49
March	61	45
April	137	55
May	245	72
June	315	79
July	329	79
August	337	78
September	248	78
October	134	72
November	24	66
December	5	63

Summary

Humidity is the measure of how much moisture is in the air. The lower the humidity, the lesser the moisture in the air. During rainy season, the monthly average humidity and rainfall is higher than those in other months. The southwest seasonal wind brings much moisture from the Bay of Bengal during rainy season. This moisture causes heavy rainfall. The northeast monsoon wind brings cold dry air from the northern land in winter.

4. Extreme Weather

Each of the weather components changes all the time. When one of the weather components changes beyond a normal range, we experience the severe and/or extreme weather. We face various damage such as loss of human life and resources.

Heat wave and cold wave

A heat wave is a prolonged period of excessively hot weather. We experience **heat wave** every year but we face extraordinary spells of heat wave that may occur only once a century. These severe heat waves can cause catastrophic crop failures. It also causes thousands of deaths of animals including human being.

Occurrences of extreme low temperature in association with incursion of dry cold winds from north into our country are known as **cold waves**. Severe cold which is intolerable for plants and animals is very rare in Bangladesh.

Flood and draught

In every rainy season about one-fifth of Bangladesh is flooded, and extreme years, two-third of land can be submerged in floodwater. It is because of our topography and climate.

A usually long period of dry weather is called as drought. Droughts are due to abnormally less rainfall and higher temperature than usual. Sometimes Bangladesh faces drought especially in the northwestern part of the country.



flood



drought

Nor'wester (Kal-Baishakhi)

Thunderstorms which is common during Summer in our country is known as Nor'wester or *Kal-Baishakhi*. Nor'wester grows by surface heating. It is more frequent in the late afternoon. The size of Nor'wester is from several kilometers to 20 km. Nor'wester is the vertically grown-up convective cloud called 'Cumulonimbus' that brings thunder and lightning, heavy rain, hail, gusty/squally winds and even tornadoes. This is called *Kal-Baishakhi*.

Tornado

Tornado is a narrow, violent, funnel-shaped column of spiral winds. This wind extends downward from a Cumulonimbus to the ground. The size of tornado is usually less than 1km. Tornado can cause various damages such as removing the roofs, collapsing some exterior walls of poorly built structures and severe crop destruction. The very strong wind due to tornado can even destroy well-built structures.

Cyclone

Cyclone is a large low pressure system and a revolving storm that consists of numerous thunderstorms. The size of the cyclone is 500-800km. Cyclones are created by getting heat and water vapour from the warm Indian Oceans and the Bay of Bengal. Cyclone hit our country bringing extremely powerful winds and torrential rain. Some time strong surge is created due to cyclone.

Greatest damages during cyclones are resulted from the devastating inundation caused by storm surge. Sometimes storm surge associated with high tide wash away everything in the coastal areas.



tropical cyclone



tornado

EXERCISE**1. Put a tick mark (✓) on the correct answer.**

- 1) What does air temperature mean?
 - a. how much hot or cold
 - b. more vapours or less vapours
 - c. heavy or light air
 - c. sunlight bright or dim
- 2) What does happen when air pressure falls down excessively?
 - a. storm
 - b. rain
 - c. fog
 - d. cold wave
- 3) Which one is seen every year in Bangladesh?
 - a. flood
 - b. earth quake
 - c. heat wave
 - d. snow fall
- 4) Where is the difference between weather and climate?
 - a. in time
 - b. in place
 - c. in direction
 - d. in strength

2. Short Answered Questions:

- 1) Name three natural disasters of Bangladesh.
- 2) What is weather?
- 3) What are the components of climate?
- 4) When does air blow from the ocean to land ?
- 5) How does weather forecast help you in your life?

3. Descriptive Questions:

- 1) What is air pressure ?
- 2) How does low air pressure create?
- 3) Why is there more rainfall during rainy season in Bangladesh?
- 4) Explain the cause of *Kalboishakhi*.
- 5) How do weather and climate alike and different?
- 6) Which month is better for going on a picnic, July or January?
Why?

Climate is the average weather pattern for a long period of time. Therefore, the actual weather condition varies within the normal range to extreme condition for a particular region. This change of weather is measured as temperature, rainfall, and frequency of events such as Cyclone, Nor'wester and so on. This variability is a natural phenomenon. On the other hand, a significant and persistent change in the climate and its variability is called "**Climate Change**". The climate of an area does not change suddenly. However, we feel that climate is changing now. Let's check it!

1. Global Warming

Using temperature measurement all over the world, we can compute the average global temperature.

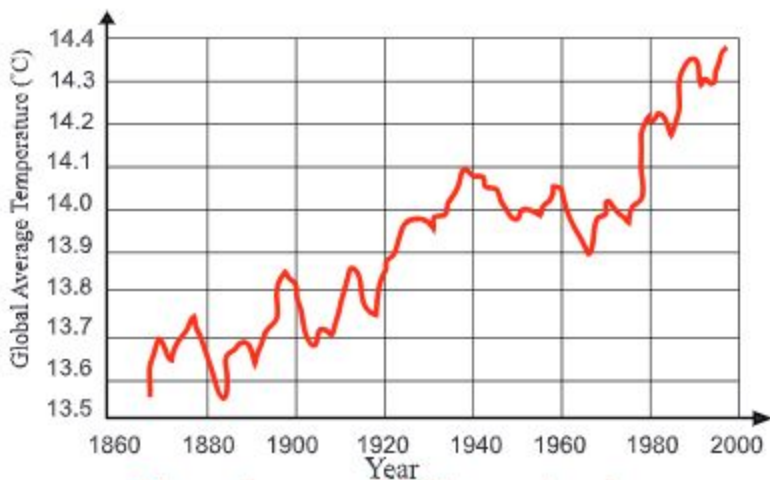
QUESTION : Is there any change in average global temperature?



Activity: Change in average global temperature

What to Do:

1. Look at the graph of the average global temperature and write the average temperature of different years in your exercise book.
2. Share your idea with your classmates.

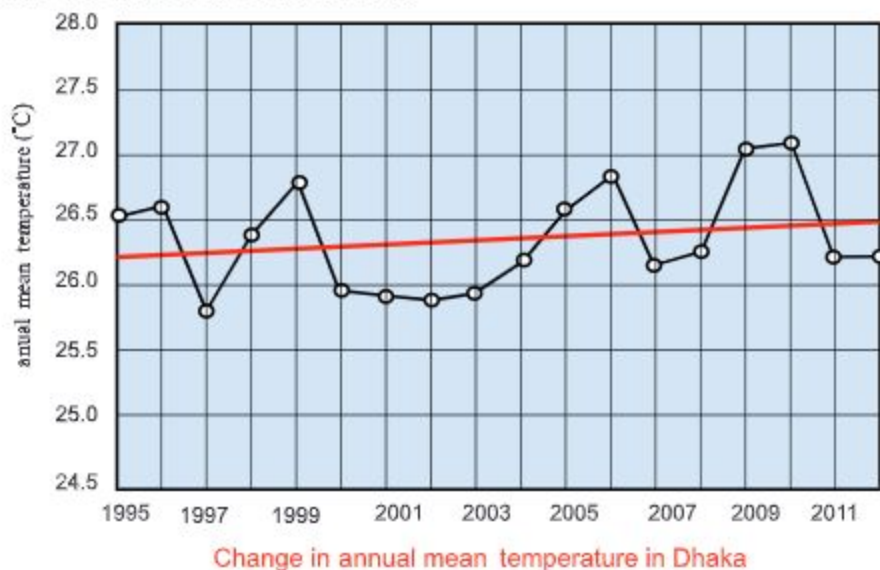


Observed average global temperature change

Summary

According to the graph, average global temperature fluctuates every year. However, scientists have found that the average global temperature is increasing gradually. This gradual increase of the earth's temperature is called "**Global Warming**". Global warming can lead to other changes in climate conditions, such as changes in rainfall patterns. The climate of our earth is changing gradually due to this global warming.

The annual mean temperature in Dhaka is gradually increasing as shown below. Due to the increase of the temperature a lot of changes occur in the natural environment.



Discussion

◆ Based on your experience and what you have learned in this lesson, discuss the following questions in your class.

1. Do you think the climate is changing? Why do you think that way? Please state your opinion with evidences.
2. If you think that climate is changing, is that good or bad for us?

2. Greenhouse Effect

QUESTION : What causes the global warming?



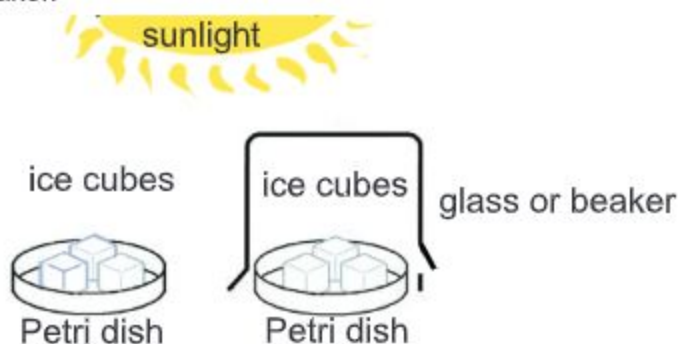
Activity :

Greenhouse effect

What to Do:

1. Put three ice cubes each of two petri dishes.
2. Cover a petri dish by the glass jar or beaker as shown below.
3. Expose the two petri dishes into the sunlight and guess which ice cubes will melt first.
4. Now wait for 30 minutes.
5. Observe which ice cubes melt first. Does it match with your prediction?

note: This activity can be done by using clear plastic bag and glass instead of Petri dish and beaker.



Summary

It is observed that the ice cubes covered by a beaker melted first than in the open air. Because the heat of the sunlight can enter inside the beaker, but heat could not come out and resulted to warm up the inside of the beaker faster. It is the principle of the greenhouse. A greenhouse is made up of glass. It traps the Sun's heat. It helps to keep plants warm and alive in extreme cold weather.



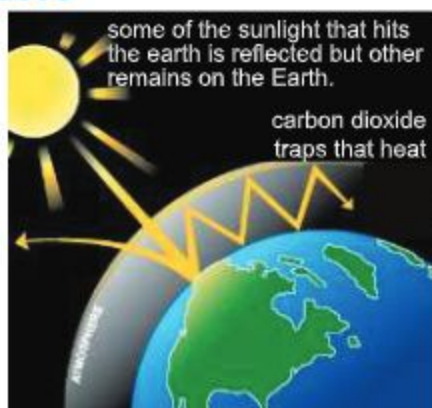
green house

Greenhouse Effect and Greenhouse Gases

Earth's atmosphere does the same thing as the greenhouse. An **atmosphere** is the layers of air that surround Earth's surface. Gases in the atmosphere such as water vapour and carbon dioxide do what the glass roof of a greenhouse does.

During the day time, the Sun shines through the atmosphere. Earth's surface warms up with the sunlight. At night, Earth's surface cools by releasing the heat back into the air.

But some of the heat is trapped by the gases in the atmosphere and further warming the Earth. This effect is called as **greenhouse effect** and these gases are called **greenhouse gases**.



Human Activities and the Global Warming

Fossil fuel such as coal, oil, natural gas etc. is burnt in energy plants, factories and vehicles. A lot of carbon dioxide emits into the air due to the burn of these fossil fuel. At the same time, due to the deforestation, the absorption of carbon dioxide by the tree is decreasing. As a result the carbon dioxide in the air is increasing. The increased carbon dioxide traps much heat. In consequence the earth's temperature is increasing day by day. Average increase of earth's temperature is called global warming.

Observational Facts of the Global Warming

In addition to the temperature observation, we can confirm the global warming by the glacial retreat over Himalayan mountain range and polar region. Besides, we observe the sea level rise due to the melting of ice and thermal expansion of sea water.



glacier over Himalayan mountain range (left: 1921, right: 2009)

3. Climate Change

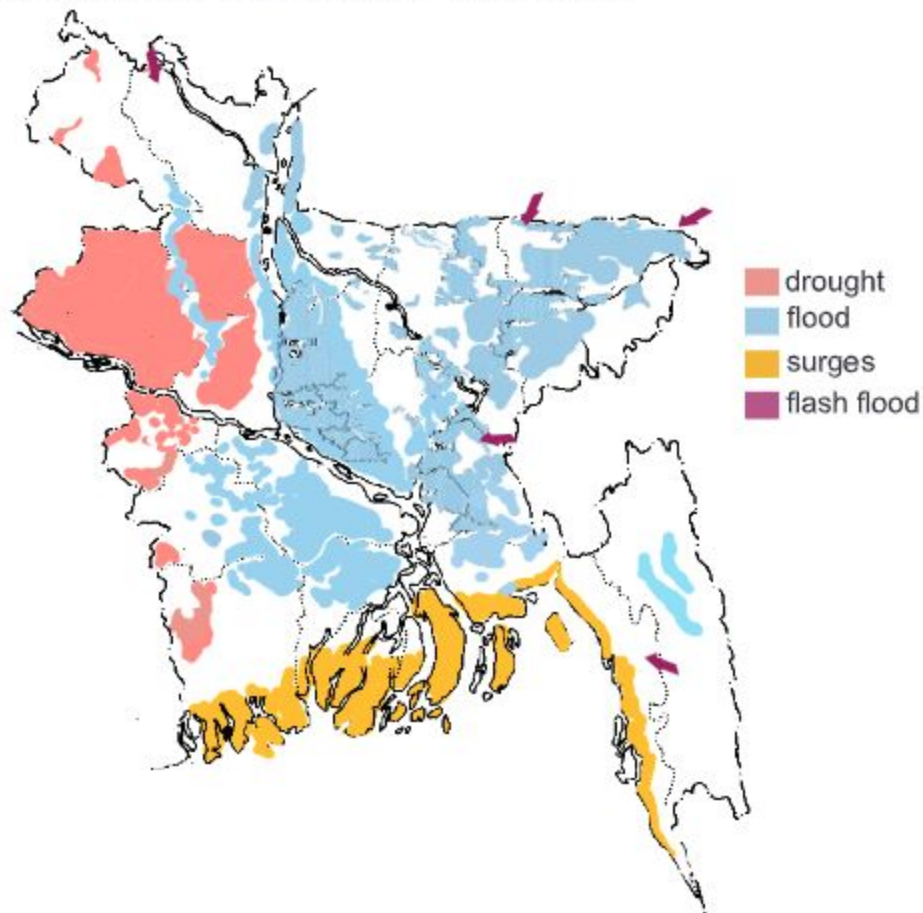
QUESTION : What can we do to mitigate the climate change problem ?



Activity : Adaptive Measure

What to Do :

1. Form a group of some students. Observe the map below. The map below shows the vulnerability to different natural hazards in Bangladesh.
2. Identify the natural hazards of your own area and discuss about disaster preparedness and local adaptations.
3. Share your idea with your classmates.



Summary

Scientists predict that climate change will worsen many of the current problems and natural hazards. Climate change will lead to following risks of natural disasters:

- increasing frequency and severity of tropical cyclone and storm surge
- occurring heavier and more erratic rainfall causing flood
- occurring lower and more erratic rainfall causing drought
- sea level rise and salt-water intrusion in the river

Confronting the risks of climate change, we can take two strategies. They are "climate change **mitigation**" and "climate change **adaptation**".

Climate Change Mitigation

The main cause of climate change is the increased carbon dioxide in atmosphere. So we can reduce the risks by reducing the carbon dioxide emission by decreasing the use of fossil fuel such as coal, oil and natural gas. Increasing the use of renewable energy sources such as solar energy and wind can reduce the carbon dioxide emission. Also, we can reduce carbon dioxide in the atmosphere by planting trees. We can reduce energy consumption in our daily life to reduce carbon dioxide emission. These actions will limit the magnitude and rate of long-term climate change.

Climate Change Adaptation

Various mitigation efforts have taken by different countries to reduce climate changes. However, we still need to deal with the climate changes that have already been set in motion. The measure to survive in the changing climate is called **climate change adaptation**. The adaptation is to lower the risks against actual or expected climate change effects.

The followings are examples of adaptation activities:

- developing the infrastructure such as houses, schools and factories
- constructing of flood and cyclone shelters
- creating coastal afforestation
- innovating salt tolerant crops
- changing our lifestyle
- disseminating knowledge of climate change

Climate Change

Climate change leads to increase different natural disasters. Following pictures show different measures of adaptation.

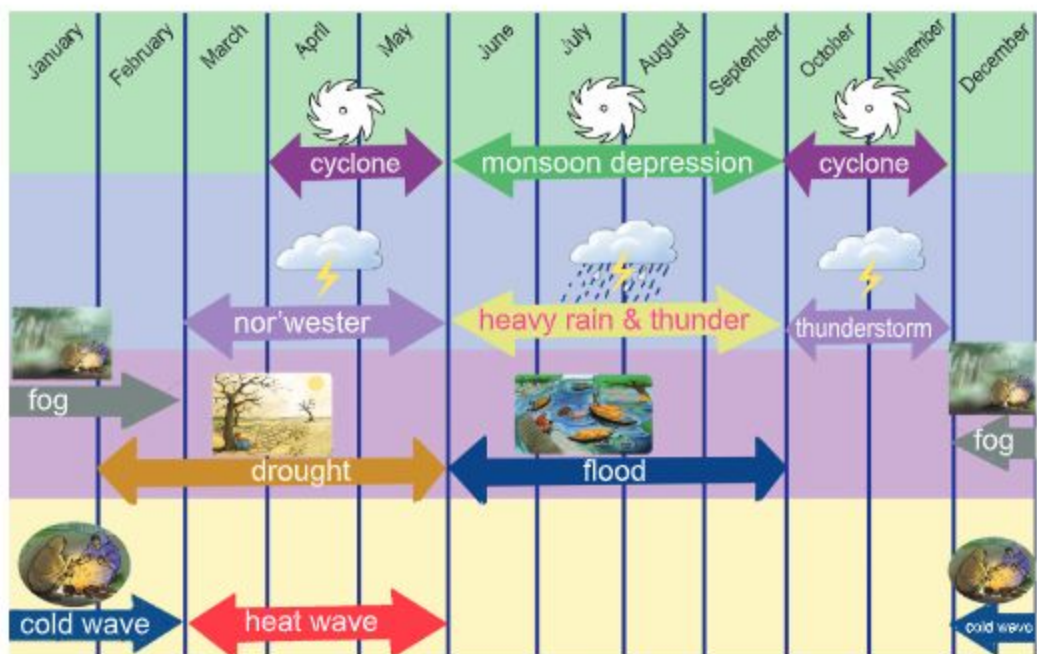


planting trees



cyclone shelter

Bangladesh is one of the most disaster-prone countries in the world. We exposed to a variety of natural disasters including tropical cyclones with associated storm-surges, floods, droughts, tornadoes and river erosions and so on. We should know about climate and be prepared for face the natural disaster risks.



disaster calendar of Bangladesh

EXERCISE**1. Put a tick (✓) mark on the correct answer.**

- 1) Which one is a greenhouse gas?
 - a. Nitrogen
 - b. Oxygen
 - c. Carbon dioxide
 - d. Hydrogen
- 2) How does climate change happen?
 - a. suddenly
 - b. quickly
 - b. evenly
 - e. gradually
- 3) Which one is the climate change mitigation?
 - a. use of coal and oil
 - b. use of solar energy
 - c. deforestation
 - c. use of natural gas
- 4) Which one is not the natural hazard of Bangladesh.
 - a. cyclone
 - b. hurricane
 - b. Nor'wester
 - d. flood

2. Short Answered Question:

- 1) What is global warming?
- 2) What is the main cause of the global warming?
- 3) Give an example of the climate change in Bangladesh.
- 4) What are the effects of global warming on the environment?

3. Descriptive Question:

- 1) Why the inside of greenhouse remains warm? Explain.
- 2) How do climate change mitigation and climate change adaptation related to each other?
- 3) How can we mitigate climate change?
- 4) Why the atmosphere of the earth works as the glass of greenhouse?
- 5) What is climate change adaptation? Explain.
- 6) As the average temperature of the Earth is increasing, how will it effect our life?

Natural Resources

We can find many things around us. All these things can be classified into natural things and man-made things. Man-made things are also made by using natural resources.

1. Our Resources

QUESTION : What types of resources do we have?



Activity : Identify the types of Resources

What to Do :

1. Make a table like the one shown below.

natural resource	man-made resource

2. Observing the pictures below, identify the pictures as either natural resource or man made resource in the table.
3. Share your idea with your classmates.



wood (timber)



sunlight



gold



rubber



soil



plastic



water



tree



glass



paper



rock



brick

Summary

Resources are something that can be used by people for support or help. Resources can be classified into two types: **Natural resources** and **Man-made resources**.

Natural Resources

Natural resource is a resource found in nature that people can use to meet their needs. People can not make natural resources. Sunlight, soil, water, air, plants, and animals are natural resources. Minerals and fossil fuel are also natural resources. Natural resources provide us with food, clothing, shelter, and energy.



natural resources

Man-made Resources

Man-made resource is a resource that is made by people. Paper, plastic, glass and electricity are examples of man-made resources. Man-made resources also come from nature. People use the trees to make new things. Trees are cut down to make timber to build houses. We can also change trees into paper. Nobody makes the sand, it is found naturally in the environment. People use the sand to make glass. Man-made resources are also used to create other man-made resources.



2. Wise Use of Natural Resources

People depend on natural resources to make new things and produce energy. The demand for natural resources is increasing as the human population is growing. But some natural resources, especially oil, coal, and natural gas, are limited. Therefore, people have to find alternative resources and the good ways to use natural resources wisely.

Alternative Resources

Oil, coal, and natural gas are non-renewable resources. They can not be replaced for millions of years once used up. On the other hand, renewable resources can be replaced or reused. Therefore, renewable resources can be used as alternative resources. We can use sunlight, wind, and water as renewable resources. The sunlight is an important and unlimited energy resource. People use solar panels to get electrical energy from the sunlight. Wind is another alternative energy resource. When the wind turns the blades of a wind turbine, electricity is produced.



solar panel



wind turbine

Wise Use of Natural Resources

It is very important to use natural resources wisely for conserving natural resources. We can conserve natural resources by using less energy, reusing, and recycling things. Conserving natural resources help us reducing environmental pollution gradually.



Discussion

◆ How do we use resources wisely?

1. Make a table like the one show right.
2. Make a list of wise use of resources in the table.
3. Share your idea with your classmates.

wise use of resources

EXERCISES**1. Put a tick mark (✓) on the correct answer.**

- 1) Which one is a natural resource?
 - a. sand
 - b. paper
 - c. glass
 - d. electricity
- 2) Which resource is limited?
 - a. the Sun
 - b. coal
 - c. wind
 - d. water
- 3) Which technology is used for getting electricity from the sunlight?
 - a. solar panel
 - b. wind turbine
 - c. dam
 - d. electric fan
- 4) Which one is a man-made resource?
 - a. rock
 - b. animals
 - c. tree
 - d. glass

2. Short Answered Questions:

- 1) Give five examples of man-made resources.
- 2) Give three examples of the alternatives to non-renewable resources.
- 3) How can we use natural resources wisely?
- 4) What is man-made resource?
- 5) Where do man-made resources come from?

3. Descriptive Questions:

- 1) Why do renewable resources become alternatives to non-renewable resources?
- 2) Why do people need to use natural resources wisely?
- 3) How does Natural resource and man-made resource alike and different?
- 4) What natural and man-made resources do you need to build a beautiful house?

Population and Natural Environment

World human is increasing. We need more food, land and other natural resources for growing population. What are the problems with population growth? Do we have any solutions to these problems? How do we resolve these problems?

1. Population Growth and Human Needs

(1) Population Growth and Population Density

In early 1800s, there were almost 100 crore people on Earth. Today, almost 700 crore people live in the world. In the last 200 years, world population has grown by almost 600 crore. The population of Bangladesh was 14 crore 97 lac 72 thousand and 364 as of 2011. But, there were almost 7 crore 60 lac people in 1970s. The population of Bangladesh almost doubles in the last 40 years.

Population of Bangladesh (apro.)

Year	Population
1961	5 crore 52 lac
1974	7 crore 64 lac
1981	8 crore 99 lac
1991	12 crore 14 lac
2001	12 crore 93 lac
2011	14 crore 97 lac
2022	16 crore 51 lac

Population density is the number of people per square kilometre land area. Population density can found by dividing total population by total area of a country. Population density in Bangladesh is very high.



Population of Bangladesh is growing.



Discussion

◆ What is the population density in Bangladesh?

1. Total area of Bangladesh is 1,47,570 square kilometres. According to the table above, calculate the population density of Bangladesh in different period of time.
2. Share your idea with your classmates.

Population density =
the number of people ÷ total area



(2) Population Growth and Human Needs

QUESTION : What will happen to our life if population increases?



Activity : What do we need?

What to Do:

1. Make a table like the one shown below.

What do we need more for growing population?

2. Make a list of what we need more if population grows in the table.
3. Share your idea with your classmates.



What do we need to survive?

We need food, water, shelter...Umm...



Summary


The more population grows the more human needs increases. This can create pressure on natural resources. Additional needs will cause various problems in our life. For example, we will face the issue of a shortage of food, clothing, housing, and land when population grows. Population growth makes people easy to get diseases. Because germs spread faster in denser populations. We may have less chance of getting medical and education services. Opportunities for using natural resources may get reduced.



diarrhoea epidemic

2. Impact of Population Growth on Environment

Population growth has several impacts on the environment. People clear forests to cultivate more crops or farm more livestock. They use more land for shelters, roads, and industries. The loss of forests causes the changes of ecosystem, the destruction of habitats of living things, and their extinction. Deforestation also can cause soil erosion and landslides.



change of ecosystem due to population growth

Chemical fertilizers and pesticides are used in agriculture to grow plant well and produce more food. Excessive use of chemical fertiliser and pesticide can cause soil pollution and water pollution.

Fossil fuel is burnt in power plants and factories to produce more electricity and goods. People use fossil fuel to run vehicles for transportation. Harmful gases emitted from factories and vehicles cause air pollution that results global warming and acid rain.



Fossil fuel uses in the vehicles.



Discussion

◆ How does population growth affect the environment?

1. Make a chart like the one shown below.

negative effect	causes

2. Make a list of the negative effects of population growth on the environment and its cause in the table.
3. Share your idea with your classmates.

3. Role of Science and Technology to solve Population problems

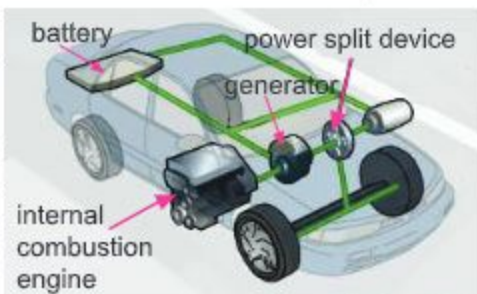
Contribution of Science and Technology to solve Population problems

Science and technology help to produce more food to meet the needs of growing population. People use agricultural machinery that helps people growing a lot of food in the shortest period.

Today, **Biotechnology** is used to grow plants that are more nutritious, disease resistant and more productive.

Science and technology can help people to use less non-renewable resources, save energy, and reduce pollution. People have developed technology such as solar panel that uses renewable resources to produce electricity. These technologies can be used as alternatives to non-renewable resources.

Today, new mode of transportation such as **hybrid car** has been developed by using science and technology. This car uses gasoline and electricity as their two sources of energy. It can help reducing the use of fossil fuel.



Hybrid car uses gasoline and electricity



Importance of Learning Science

Learning science and technology is important

Science and technology play a vital role to solve various problems related to population growth in many ways. Therefore, it is very important for us to learn science and technology. Learning science and technology help us to change our attitude and to solve population growth issues. Science and technology also have an important role in developing human resources.



Discussion

◆ How does science and technology contribute to solve population problems?

1. Make a list of how science and technology contribute to solve population problems in your notebook.
2. Share your idea with your classmates.

EXERCISES

1. Put a tick mark (✓) on the correct answer.

- 1) Which one is a basic human need?
 - a. recreation
 - b. food
 - c. hybrid car
 - d. sports
- 2) Population density is-
 - a. number of people per square kilometer
 - b. land area per number of people
 - c. weight of people per square kilometer
 - d. square kilometer per weight of people
- 3) Which one is a non-renewable energy resource?
 - a. water
 - b. tree
 - c. air
 - d. coal
- 4) What does fossil fuel burning cause?
 - a. global warming
 - b. population growth
 - c. earthquake
 - d. soil erosion

2. Short Answered Questions:

- 1) Which needs will increase due to population growth?
- 2) Give three examples of negative impact of population growth on the environment.
- 3) How does science and technology contribute to produce more food?

3. Descriptive Questions:

- 1) Why do we have to learn science and technology?
- 2) Why do people use chemical fertilizers and pesticides in agriculture?
- 3) What are the effects of clearing forests on environment?
- 4) Why does population growth make people get diseases easily?

Glossary

Terms	Meaning of Terms	Page No.
acid rain	Rain that contains harmful chemicals /substances.	28
AIDS	A disease caused by HIV infection that destroys our immune system.	48
air pressure	The force produced by the weight of the air pressing down on the Earth.	75
airborne disease	Any disease caused by germs transmitted through the air due to coughing, sneezing, or talking.	48
artificial colour	Coloured chemical substances used for making food attractive.	45
atmosphere	The layer of air surrounding the Earth.	84
atom	The smallest particle of matter.	39
axis	The imaginary line through the centre of the earth.	54
biotechnology	A technology that uses the living systems and living things for human welfare.	65
chemical	A substance (such as an element or compound) that is made through a chemical process.	45
climate	The usual weather pattern at particular place for a long period of time.	73
climate change	A significant and persistent change in the climate and/or its variability.	86
climate change adaptation	The measure to survive in the changing climates.	86
climate change mitigation	The actions that will limit the magnitude and/or rate of long-term climate change.	86
cold waves	Occurrences of extreme low temperature in association with incursion of dry cold winds from north into our country.	78
colony	A group of plants or animals living or growing in one place.	5
condensation	The process of changing state from a gas to liquid.	18
conduction	The process of heat transfer through solid.	35
convection	The process of heat transfer through the gases (air) and liquids.	35

day	Condition of the part of the Earth that is facing the Sun.	54
digestion	A process by which the ingested food is broken down into simple, soluble and diffusible substances.	18
drought	A long period of dry weather with abnormally low rainfall.	78
ecosystem	All the living and non-living things and their interaction in a place.	3
energy	The ability to do things.	30
energy transformation	Change of energy from one form to another.	33
environmental conservation	The sustainable wise use and preservation of natural resources.	13
environmental pollution	Environmental changes harmful to living things. Environmental pollution is caused by the introduction of harmful and poisonous substances into the environment.	9
evaporation	The process of changing state from a liquid to gas.	18
filtration	Act or process of filtering water.	23
food chain	The flow of energy in an ecosystem from plants to animals.	7
food web	Several food chains connected together.	7
glacier	A very large piece of ice that moves slowly down a slope or valley or over a wide area of land.	10
global warming	Gradual increase of the earth's average temperature.	82
greenhouse effect	The phenomena of trapping heat in the atmosphere through water vapour, carbon dioxide and other gases.	84
greenhouse gases	The gases that trap heat causing greenhouse effect.	84
habitat	The part of an environment where a plant or an animal lives.	3
heat transfer	The flow of thermal energy from warmer objects to cooler objects.	32
heat wave	A prolonged period of excessively hot weather.	78
HIV	Germ that causes AIDS.	48
humidity	a measure of how much moisture is in the air.	77
hybrid car	Car that uses two kinds of fuel e.g. gasoline and electricity, as two sources of energy.	96
immune system	Our body's natural ability to fight disease.	49

industrial revolution	A rapid major change in an economy (as in England in the late 18th century) marked by the general introduction of power-driven machinery or by an important change in the prevailing types and methods.	64
industrialisation	To build and operate factories and businesses in a city, region, country etc.	10
infectious disease	The diseases caused by germs such as bacteria, viruses, fungi etc.	47
Information sharing	The process of exchanging information among people, friends, families, or communities.	69
internet	A huge network that links computers together all over the world.	70
junk food	A food containing excessive sugar, salt and fat and can be prepared and served easily.	45
man-made resource	A resource that is not made by nature but made by people.	90
matter	Anything that has weight and takes up space.	38
medium	Objects, tools or methods used for transferring something.	36
molecule	Particles of an object that is made up of two or more atoms joined together.	39
mother plant	Parts or seeds of the plants from which new plants grow.	5
natural resource	A resource found in nature that people can use to meet their needs.	90
night	Condition of the part of the Earth that is facing away from the Sun.	56
northern hemisphere	The northern half of the Earth.	58
orbit	The path through which the Earth and other planets move around the Sun.	54
oxygen cylinder	Container for holding or storing oxygen.	26
pesticide	A chemical that is used to kill animals or insects that damage plants or crops.	12
phases of the Moon	The changing shapes of the bright part of the Moon that we see.	59
pollination	Transfer of pollen from one flower to another flower so that plants can make seeds.	5
population density	Number of people per square kilometer of land area.	93
precipitation	Any form of water that falls from clouds down to Earth's surface.	77

puberty	The period of life when our body begins to develop and change from the body of a child to the body of an adult.	50
radiation	The process of emitting energy without any medium from the source.	36
revolution	The orbital motion of the Earth around the Sun.	54
rotation	The spinning motion of the Earth on its axis.	54
satellite	An object of the universe that revolves around a planet.	60
science	Study about the natural world through observation and experimentation to describe and explain natural phenomena.	63
sedimentation	A process to remove suspended particles from water.	23
seed dispersal	Transport of seeds away from the parent plant.	5
soil erosion	The washing or blowing away of the top layer of soil by wind or water.	95
technology	The application of science to solve the practical problems of our life.	63
telescope	A device shaped like a long tube that is used to see the things that are far away.	52
water cycle	The ways that water moves all around the earth as it changes state.	20
water purification	A treatment of water to make it safe and acceptable for human use.	23
waterborne diseases	The diseases caused by taking water contaminated with germs.	11
weather	The temporary state of sky and atmosphere at a certain place and time.	73
input	Giving instructions for a task through computer.	73
programme	Arranging codes logically to solve a problem.	79
programing	The process of arranging codes logically for problem solving.	79

The End

Academic Year 2025, Class Five–Science



Call **333** (Call Centre) for information, services and remedy of social problems.

Call **109** (Toll free, 24 hours) National Help Centre to redress and prevent violence against women and children.



National Curriculum and Textbook Board, Bangladesh

For free distribution by the Government of the People's Republic of Bangladesh